

NEBRASKA

2020 FOOTBALL GAME NOTES



NEBRASKA (1-4) AT PURDUE (2-3)
SATURDAY, DEC. 5, 2020 • 11 A.M. CT • WEST LAFAYETTE, IND.
ROSS-ADE STADIUM • SURFACE: GRASS



Nebraska heads back on the road for the second straight week on Saturday when the Huskers travel to West Lafayette, Ind., for a Big Ten West matchup with Purdue. Game time at Ross-Ade Stadium is set for 11 a.m. CT (Noon, local) with television coverage on BTN.

Nebraska enters its final road contest of the 2020 campaign with a 1-4 record, following a 26-20 loss at Iowa last Friday. The Huskers went toe to toe with the Hawkeyes for 60 minutes, leading the contest by a touchdown midway through the third quarter. However, the Hawkeyes rallied to take a fourth-quarter lead and two late Nebraska turnovers proved costly.

The game at Purdue is part of a three-game December slate to finish the season. Following this week's matchup, Nebraska will play host to Minnesota on Dec. 12, with a Big Ten East crossover opponent to be determined for Dec. 19.

Purdue will bring a 2-3 record into Saturday's game after a 37-30 loss to Rutgers this past weekend. The Boilermakers have been involved in tight games throughout the season. Each of their first five contests decided by seven or fewer points, including three close losses over the past three weeks.

Coach Jeff Brohm's team features a high-powered offensive attack. Purdue ranks among the Big Ten leaders, averaging 304.0 passing yards per game. The Boilermakers are fueled by one of the nation's top receiving tandems with junior Rondale Moore and sophomore David Bell averaging 96.0 and 98.6 receiving yards per game, respectively.

THIS WEEK'S NUMBERS

3

Nebraska is scheduled to play three December games, beginning with Saturday's matchup at Purdue. This marks Nebraska's first regular-season December games since 1992 and the three December games would be the most in school history.

90

Nebraska quarterback Adrian Martinez completed 90 percent of his passes at Iowa, connecting on 18-of-20 throws. That marked a single-game Nebraska completion record, breaking his own 86.2 percent effort against Minnesota in 2018.

6

Sophomore playmaker Wan'Dale Robinson is averaging 6.0 catches per game to rank fifth in the Big Ten and 31st nationally in receptions per game. Robinson has totaled more than 100 yards from scrimmage each of the past two games.

2020 NEBRASKA FOOTBALL SCHEDULE

Oct. 24	@ #5 Ohio State*	FOX	L, 52-17	Nebraska picks up 210 yards on ground
Oct. 31	#9 Wisconsin*	FS1	Canceled	Home opener canceled for 2nd time in 3 years
Nov. 7	@ Northwestern*	BTN	L, 21-13	Huskers struggle in red zone in close loss
Nov. 14	Penn State*	FS1	W, 30-23	NU D holds PSU to 1 TD in 6 red zone trips
Nov. 21	Illinois*	FS1	L, 41-23	Huskers plagued by five turnovers in loss
Nov. 27	@ Iowa*	FOX	L, 26-20	Two late turnovers costly in close loss
Dec. 5	@ Purdue*	BTN	11 a.m.	1st regular-season December game since 1992
Dec. 12	Minnesota*	TBA	TBA	Latest home game in Nebraska history
Dec. 19	TBA	TBA	TBA	Big Ten East opponent TBA

All times Central; Home games in **bold**; *Big Ten Conference game

NEBRASKA

- **2020 Record:** 1-4
- **Last Game:** at Iowa (L, 26-20)
- **Streak:** Lost 2
- **AP Rank:** Not Ranked
- **Coaches Rank:** Not Ranked
- **Head Coach:** Scott Frost
- **Nebraska Record:** 10-19 (3rd year)
- **Career Record:** 29-26 (5th year)
- **Record vs. Purdue:** 0-2

PURDUE

- **2020 Record:** 2-3
- **Last Game:** vs. Rutgers (L, 37-30)
- **Streak:** Lost 3
- **AP Rank:** Not Ranked
- **Coaches Rank:** Not Ranked
- **Head Coach:** Jeff Brohm (4th year)
- **Purdue Record:** 19-24
- **Career Record:** 49-34 (7th year)
- **Record vs. Nebraska:** 2-1

SERIES HISTORY

- **All-Time Series:** Tied, 4-4
- **As Big Ten Foes:** Nebraska leads, 4-3
- **In West Lafayette:** Purdue leads, 3-2
- **Last Game:** Purdue 31-27 (11/2/2019)
- **Win Streak:** Purdue, 2 games

TV INFORMATION



- **Play-by-Play:** Cory Provus
- **Analyst:** Anthony Herron
- **Sidelines:** Coley Harvey
- **Fox Sports App**

RADIO INFORMATION



- **Play-by-Play:** Greg Sharpe
- **Analysis:** Matt Davison
- **Sidelines:** Ben McLaughlin
- **XM Simulcast:** TBA
- **Sirius Simulcast:** TBA
- **Huskers.com & App**
- **TuneIn.com & App**

NEBRASKA VS. PURDUE AS BIG TEN OPPONENTS

DATE	SITE	NEB RANK	PURDUE RANK	RESULT	SCORE
10/12/2013	W. Lafayette	NR	NR	Win	44-7
11/1/2014	Lincoln	17	NR	Win	35-14
10/31/2015	W. Lafayette	NR	NR	Loss	44-55
10/22/2016	Lincoln	8	NR	Win	27-14
10/28/2017	W. Lafayette	NR	NR	Win	25-24
9/29/2018	Lincoln	NR	NR	Loss	28-42
11/2/2019	W. Lafayette	NR	NR	Loss	27-31

SERIES HISTORY: NEBRASKA VS. PURDUE

Saturday's game will mark the ninth all-time meeting between Nebraska and Purdue with the series tied at four wins apiece. Nebraska and Purdue did not meet in the Huskers' first two seasons in the Big Ten, but 2020 marks the eighth consecutive year the teams have squared off.

- Nebraska holds a 4-3 advantage in the matchups between the schools since joining the Big Ten, including splitting four games in West Lafayette.
- Due to a switch in the Big Ten scheduling rotation, Nebraska is traveling to Purdue for the second straight season in 2020, after a 31-27 setback at Ross-Ade Stadium in 2019. This marks the first time Nebraska has played a conference opponent on the road in consecutive seasons since playing at Kansas in both 1990 and 1991.
- Nebraska has a pair of two-game win streaks in the series (2013-14; 2016-17), while Purdue's current two-game win streak is its longest in the series.
- The Huskers have scored at least 25 points in all seven meetings as Big Ten opponents. Nebraska is averaging 35.3 points in its four trips to West Lafayette since 2013.

NEBRASKA SET FOR DECEMBER FOOTBALL

Nebraska is scheduled to play on three consecutive Saturdays in December to complete its regular season. The stretch begins with Saturday's matchup at Purdue, followed by a Dec. 12 home game against Minnesota and a Champions Week crossover game with a Big Ten East foe on Dec. 19.

- The December games will mark Nebraska's first December regular-season games since a matchup with Kansas State in the Tokyo Bowl on Dec. 5, 1992.
- Since that 1992 game, Nebraska's only December contests have been conference championship games (6 times) or bowl games (11 times).
- The last time Nebraska played a December game at home or on an opponent's home field was a Dec. 4, 1982, game at Hawaii.

FROST IN THIRD SEASON LEADING HUSKERS

Scott Frost is in his third season at Nebraska in 2020. The consensus 2017 national coach of the year, Frost owns a 29-26 career record in five seasons as a collegiate head coach.

- Frost is 10-19 at Nebraska, with 11 losses by eight or fewer points, including eight by five or fewer points.
- Nebraska went 5-7 in 2019, a one-game improvement over the previous two seasons. NU's 12-game schedule in 2019 featured six teams that were ranked in the top 25 at least once during the season, including four that finished the year in the top 15.
- Frost has improved upon his team's previous season record every year he has been a head coach. At UCF, Frost - who inherited a winless team - went from 6-7 in his first season to 13-0 in year two. He improved by one game at Nebraska from 2018 to 2019.
- At UCF, Frost became the first coach in FBS history to turn a winless team into an undefeated team in just two years.
- Of Frost's 10 assistant coaches, seven have been with him in each of his five seasons as a collegiate head coach, while Mike Dawson has been on four of Frost's five staffs.
- In 14 years as a full-time assistant or head coach, Frost's teams have posted a 132-44 record, averaging nearly 10 wins per season. Frost has been a part of seven conference championship teams in his 13 seasons and has twice coached in the national championship game.
- Frost's teams have been ranked in the top 15 in 10 of his previous 13 seasons, including eight final top-10 rankings and six final top-five rankings.

BIG TEN STANDINGS



WEST DIVISION

Place	Team	Big Ten
1.	Northwestern	5-1
2.	Wisconsin	2-1
	Iowa	4-2
4.	Purdue	2-3
	Minnesota	2-3
	Illinois	2-3
7.	Nebraska	1-4

EAST DIVISION

Place	Team	Big Ten
1.	Ohio State	4-0
2.	Indiana	5-1
3.	Maryland	2-2
4.	Michigan State	2-3
5.	Michigan	2-4
	Rutgers	2-4
7.	Penn State	1-5

PLAYER OF THE WEEK NOMINEES

OPP.	OFF.	DEF.	SPEC.	FROSH
OSU	--	--	--	--
WIS		Canceled		
NW	--	--	--	--
PSU	--	Domann	Taylor-Britt	McCaffrey
ILL	--	--	--	--
IOWA	--	--	--	--
PUR				
MINN				
TBA				

Bold indicates winner

2020 HUSKER HONORS

DAMIAN JACKSON, JR., OLB

- Armed Forces Merit Award Watch List

ADRIAN MARTINEZ, JR., QB

- Maxwell Award Watch List
- Walter Camp Award Watch List

DEDRICK MILLS, SR., RB

- Doak Walker Award Watch List

WAN'DALE ROBINSON, SO., WR

- Paul Hornung Award Watch List

BEN STILLE, SR., DL

- William V. Campbell Trophy Semifinalist
- AFCA Good Works Team Nominee
- Wuerffel Trophy Nominee

JACK STOLL, SR., TE

- Mackey Award Watch List

LAST TIME OUT

IOWA 26, NEBRASKA 20

Team Stats	NU	IOWA
First Downs	20	22
Rushes-Yards	38-143	45-129
Passes	21-25-0	18-30-1
Passing Yards	195	193
Total Offense	338	322
3rd Downs	4-of-12	4-of-14
Turnovers	2	1
Penalties	4-20	2-20
Time of Possession	25:36	34:24

NU Rushing Leaders

Wan'Dale Robinson—6 carries, 42 yards
 Luke McCaffrey—5 carries, 42 yards
 Adrian Martinez—12 carries, 28 yards, TD

NU Passing Leader

Adrian Martinez—18-20-0, 174 yards

NU Receiving Leaders

Wan'Dale Robinson—9 receptions, 75 yards
 Travis Vokolek—3 receptions, 31 yards

NU Defensive Leaders

Luke Reimer—11 UT, AT, 12 TT, TFL
 Will Honas—7 UT, AT, 8 TT
 JoJo Domann—7 tackles, fumble caused, 2 PBU
 Marquel Dismuke—7 tackles, 2 TFL, PBU

NU Special Teams Leader

Connor Culp—2-2 FG, 2-2 PAT

NOTING GAME 5

- The last three Husker losses in the Iowa series have been decided by a total of 12 points.
- Quarterback **Adrian Martinez** completed 18-of-20 passes for 174 yards, and became the sixth Husker player to pass for 5,000 yards in a career. Martinez's 90.0 percent completion rate broke his own single-game completion percentage record, for games with a minimum of 20 attempts. Martinez completed 25-of-29 passes (86.2 percent) against Minnesota in 2018.
- Sophomore receiver/running back **Wan'Dale Robinson** accounted for 117 yards from scrimmage, marking the second straight game Robinson has totaled more than 100 yards.
- Robinson's nine receptions were a career-high, surpassing his eight catches at Illinois last season.
- Nebraska held Iowa to 129 rushing yards on 45 carries, an average of 2.9 yards per attempt. Iowa had averaged 244.2 yards rushing in the past five games against Nebraska, including 6.2 yards per carry.
- Senior cornerback **Dicaprio Bootle** had a second-quarter interception, marking his first career interception.
- Redshirt freshman linebacker **Luke Reimer** finished with a career-high 12 tackles, including 11 solo stops. That surpassed his previous career high of 10 tackles at Northwestern on Nov. 7.
- Sophomore defensive lineman **Casey Rogers** recorded his first career sack on a nine-yard sack to end the first half. Rogers tied his career high with five tackles.

NEW FACES, NEW ROLES ON HUSKER COACHING STAFF

Seven of Nebraska's 10 full-time assistant coaches returned for their third season in 2020, and all seven have been a member of Scott Frost's staff for his entire five-year head coaching career. The Huskers also welcome two new assistant coaches this season, but both are familiar with Frost.

- **Matt Lubick** joined the staff as Nebraska's offensive coordinator and wide receivers coach. Lubick previously was the offensive coordinator at Pac-12 powers Oregon and Washington. He succeeded Frost as the Ducks' offensive coordinator, as Lubick was the passing game coordinator and wide receivers coach in each of Frost's three seasons as Oregon's offensive coordinator.
- The other new face on the Husker sideline is a familiar one. **Mike Dawson**, who was on Frost's staff for both seasons at UCF, and coached the Husker defensive line in 2018 before moving on to the NFL in 2019, coaching outside linebackers for the New York Giants. In his return to Nebraska, Dawson coaches the outside linebackers.
- In addition to the two new full-time assistant coaches, two other staff members added responsibilities in 2020. **Greg Austin** added the title of run game coordinator to his duties as offensive line coach, while **Ryan Held** serves as recruiting coordinator in addition to continuing his role as running backs coach.
- The Husker staff features three Broyles Award nominees in defensive coordinator **Erik Chinander** (2016 at UCF), offensive coordinator **Matt Lubick** (2012 at Duke) and quarterbacks coach **Mario Verduzco** (2018 at Nebraska). The Broyles Award is presented annually to the nation's top assistant coach. Lubick was also named the national wide receivers coach of the year and an AFCA Assistant Coach of the Year finalist in 2012.

FROST OFFENSES TRADITIONALLY IMPRESSIVE ON OPENING DRIVES

One common theme of a **Scott Frost**-led offense has been a fast start. That trend has continued in 2020. The Huskers have scored on the opening drive of the game twice in 2020. At No. 5 Ohio State, Nebraska opened the game with a four-play, 75-yard touchdown drive in just 1:51. The Huskers opened the Penn State game with an 11-play, 75-yard touchdown drive to take a 7-0 lead.

- In Frost's three seasons, Nebraska has scored on its opening possession 13 times in 29 games (12 TD, 1 FG).
- Nebraska scored on its first possession seven times in 12 games in 2018, including six of the final seven games. All seven of NU's opening scoring drives resulted in touchdowns. In 2019, the Huskers scored points on their opening drive four times in 12 games, including three touchdowns.
- Over the last four seasons - 2018-20 at Nebraska and 2017 at UCF - Frost's offenses have scored a touchdown on their opening possession 21 times in 42 games (50 percent). The average length of the touchdown drive in that span is 74 yards.
- In five years as a head coach, Frost's offenses have scored on their opening drive 26 times in 55 games, with 24 touchdowns and two field goals. In 95 games over eight seasons as a play-caller, Frost's offenses have scored on their first possession of the game 47 times, putting points on the board in nearly half of their opening possessions.
- Nebraska has received the opening kickoff and scored a touchdown 10 times in 29 games under Frost. In 2018, the Huskers had a game-opening TD drive to take a 7-0 lead in five straight Big Ten games.
- **Frost's Opening Drive Scoring Percentage:** 49% (47 of 95 drives)
- **Frost's Opening Drive Touchdown Percentage:** 44% (41 of 95 drives)

QUARTERBACK DUO PROVIDING RUNNING THREAT

Nebraska quarterbacks **Adrian Martinez** and **Luke McCaffrey** have each guided the Husker offense to success in 2020. A big part of that success has been the running ability of the quarterback tandem.

- Nebraska ranks fifth in the Big Ten and 46th nationally in rushing offense, averaging 187.6 yards per game. McCaffrey (360 yards) and Martinez (223 yards) have combined for 583 of Nebraska's 938 rushing yards this season (116.6 ypg).
- Either McCaffrey (Ohio State, Penn State, Illinois, Iowa) or Martinez (Northwestern) has led Nebraska in rushing in every game this season.
- In his first career start against Penn State, McCaffrey rushed 13 times for a team-high 67 yards and a touchdown. He rushed 26 times for 122 yards and two touchdowns against Illinois, posting his first career 100-yard rushing game.
- Against Northwestern, Martinez posted his fourth career 100-yard rushing game with 13 carries for 102 yards.
- Excluding sacks, the two Husker quarterbacks have combined for 657 rushing yards on 90 attempts, an average of 7.3 yards per carry.
- According to CFBstats.com, both of the quarterbacks rank among the nation's leaders in yards per rush by a quarterback. Among quarterbacks with a minimum of 25 carries in 2020, McCaffrey ranks fifth among quarterbacks at 5.90 yards per carry, while Martinez is seventh nationally among quarterbacks at 5.58 yards per carry.

ACTIVE FBS QUARTERBACKS WITH 5,000 PASS YARDS & 1,000 RUSH YARDS

PLAYER, SCHOOL	CLASS	RUSHING YDS	PASSING YDS
Sam Ehlinger, Texas	Sr.	1,918	11,002
Charlie Brewer, Baylor	Sr.	1,054	9,369
Kellen Mond, Texas A&M	Sr.	1,399	8,925
Desmond Ridder, Cincinnati	Jr.	1,748	6,430
Adrian Martinez, Nebraska	Jr.	1,478	5,020
Skylar Thompson, Kansas St.	Sr.	1,083	5,021
Ian Book, Notre Dame	Sr.	1,445	8,215
Zac Thomas, Appalachian St.	Sr.	1,262	6,565
D'Eriq King, Miami (Fla.)	Sr.	1,842	7,011
Holton Ahlers, East Carolina	Jr.	1,060	7,093

Note: Only six players (Ehlinger, King, Martinez, Mond, Ridder and Thompson) entered the 2020 season with 4,000 career passing yards and 1,000 career rushing yards.

ACTIVE FBS LEADERS IN CAREER TOTAL OFFENSIVE YARDS PER GAME

RK.	PLAYER	SCHOOL	CLASS	YPG
1.	Dillon Gabriel	UCF	So.	328.3
2.	Sam Howell	North Carolina	So.	299.7
3.	Sam Ehlinger	Texas	Sr.	293.6
4.	Brock Purdy	Iowa State	Jr.	283.9
5.	Asher O'Hara	MTSU	Jr.	279.7
6.	Holton Ahlers	East Carolina	Jr.	271.8
7.	Trevor Lawrence	Clemson	Jr.	270.3
8.	Zach Wilson	BYU	Jr.	269.0
9.	Shane Buechele	SMU	Sr.	263.7
10.	Jack Abraham	Southern Miss	Sr.	262.7
11.	Adrian Martinez	Nebraska	Jr.	259.9

Note: Minimum 20 career games played

MARTINEZ NUMBERS RANKING AMONG NATION'S BEST QB'S

Adrian Martinez has put up statistics in his three season that have him ranked among the Nebraska all-time leaders in several categories. Martinez has thrown for 5,020 career yards, rushed for 1,478 yards and totaled 6,498 yards of offense.

Martinez owns three Nebraska career records, four season records and one game record, which he has set on two occasions, most recently last week at Iowa. Last season, Martinez was just the second Husker sophomore to be a team captain since 1930, and he again holds that distinction this year, becoming one of just 13 two-time captains in Nebraska history.

- Martinez is Nebraska's all-time leader in total offensive yards per game (259.9) and 400-yard total offense games (4). He has produced four of Nebraska's 16 individual 400-yard total offense performances, and Martinez's career average of 259.9 yards of total offense per game is more than 20 yards higher than any other Husker quarterback who played in at least 15 career games.
- Martinez averaged a school-record 295.1 yards of total offense per game as a true freshman in 2018. That average ranked 12th nationally, led all freshmen and was the ninth-highest average by a freshman in NCAA history, including the third-best mark by a true freshman.
- Martinez also set NU season records for 300-yard total offense games (7) and 400-yard total offense games (3) in 2018.
- Martinez has been one of the nation's top dual-threat quarterbacks. He is one of only 10 active FBS quarterbacks with 5,000 career passing yards and 1,000 career rushing yards. Martinez is only the third Husker with 5,000 career passing yards and 1,000 career rushing yards.
- Martinez set an NU record with an 86.2 completion percentage against Minnesota in 2018, connecting on 25-of-29 passes for 276 yards and three touchdowns. He bettered that mark last week at Iowa, connecting on 18-of-20 passes for a school-record 90.0 percent completion rate.
- In the Iowa game, Martinez became the sixth Husker with 5,000 career passing yards, and he is just 16 yards from moving into the top five on the school's career list and 106 yards from moving into fourth place. Martinez is only 22 yards from becoming the eighth Nebraska quarterback with 1,500 career rushing yards.

ADRIAN MARTINEZ RECORD WATCH

PASSING YARDS

RK.	PLAYER, YEARS	YDS
1.	Tommy Armstrong Jr., 2013-17	8,871
2.	Taylor Martinez, 2010-13	7,258
3.	Zac Taylor, 2005-06	5,850
4.	Joe Ganz, 2005-08	5,125
5.	Dave Humm, 1972-74	5,035
6.	Adrian Martinez, 2018-pres.	5,020
7.	Jerry Tagge, 1969-71	4,704

COMPLETIONS

RK.	PLAYER, YEARS	COMP.
1.	Tommy Armstrong Jr., 2013-16	625
2.	Taylor Martinez, 2010-13	575
3.	Zac Taylor, 2005-06	470
4.	Adrian Martinez, 2018-present	418
5.	Joe Ganz, 2006-08	381

COMPLETION PERCENTAGE

RK.	PLAYER, YEARS	PCT.
1.	Joe Ganz, 2006-08	65.1
2.	Sam Keller, 2007	63.1
3.	Adrian Martinez, 2018-present	62.9

Minimum 1,000 career passing yards

TOTAL OFFENSE

RK.	PLAYER, YEARS	YDS
1.	Tommy Armstrong Jr., 2013-16	10,690
2.	Taylor Martinez, 2010-13	10,233
3.	Eric Crouch, 1998-2001	7,915
4.	Adrian Martinez, 2018-pres.	6,498

TOTAL OFFENSIVE YARDS PER GAME

RK.	PLAYER, YEARS	YPG
1.	Adrian Martinez, 2018-pres.	259.9
2.	Tanner Lee, 2017	253.8
3.	Tommy Armstrong Jr., 2013-16	237.6

Minimum 3,000 total yards

QUARTERBACK RUSHING YARDS

RK.	PLAYER, YEARS	YDS
1.	Eric Crouch, 1998-2001	3,434
2.	Taylor Martinez, 2010-13	2,975
3.	Jammal Lord, 2000-03	2,573
4.	Steve Taylor, 1985-88	2,125
5.	Tommy Frazier, 1992-95	1,955
6.	Tommy Armstrong Jr., 2013-16	1,819
7.	Scott Frost, 1996-97	1,533
8.	Adrian Martinez, 2018-present	1,478
9.	Turner Gill, 1980-83	1,317

250-YARD PASSING GAMES

RK.	PLAYER, YEARS	GMS
1.	Tommy Armstrong Jr., 2013-16	14
2.	Joe Ganz, 2006-08	11
3.	Adrian Martinez, 2018-present	10

300-YARD PASSING GAMES

RK.	PLAYER, YEARS	GMS
1.	Joe Ganz, 2006-08	8
2.	Tommy Armstrong Jr., 2013-16	6
3.	Taylor Martinez, 2010-13	4
t-4.	Adrian Martinez, 2018-present	3

300-YARD TOTAL OFFENSE GAMES

RK.	PLAYER, YEARS	GMS
1.	Tommy Armstrong Jr., 2013-16	13
2.	Adrian Martinez, 2018-present	12

400-YARD TOTAL OFFENSE GAMES

RK.	PLAYER, YEARS	GMS
1.	Adrian Martinez, 2018-present	4
2.	Joe Ganz, 2006-08	3

NEBRASKA UNDER FROST

Overall.....	10-19
vs. AP Ranked Teams.....	0-7
vs. AP Top 10 Teams.....	0-3
vs. Unranked Teams.....	10-11
vs. Big Ten Teams.....	7-16
Home.....	8-8
Road.....	2-11
Neutral.....	0-0
In August.....	1-0
In September.....	2-6
In October.....	3-5
In November.....	4-8
In December.....	0-0
In January.....	0-0
When Rushing for 200 or More Yards.....	6-8
When Rushing for 300 or More Yards.....	4-1
When Passing for 200 or More Yards.....	6-11
When Passing for 300 or More Yards.....	1-2
When NU Player Rushes for 100 Yards.....	5-6
When NU Has Two 100-Yard Rushers.....	1-1
When NU Player Has 100 yards Receiving...5-5	
When Opponent Has 100-Yard Rusher....	2-10
When Scoring 35 or More Points.....	7-0
When Holding Opponent to 10 Point or Less..	5-0
When Forcing Three or More Turnovers....	4-1
When Winning Turnover Margin.....	7-2
When Nebraska Scores First.....	8-8
When Nebraska Leads at Halftime.....	8-5
When Nebraska Trails at Halftime.....	2-13
When Nebraska is Tied at Halftime.....	0-1
Games Decided by 11 Points or More.....	6-8
Games Decided by 10 Points or Less.....	4-10
Games Decided by 7 Points or Less.....	4-9
Games Decided by 3 Points or Less.....	2-4
Overtime Games.....	0-2

FROST AS A HEAD COACH

Overall.....	29-26
vs. AP Ranked Teams.....	3-8
vs. AP Top 10 Teams.....	1-3
vs. Unranked Teams.....	26-17
Home.....	18-11
Road.....	10-14
Neutral.....	1-1
In August.....	2-0
In September.....	6-8
In October.....	9-7
In November.....	10-10
In December.....	1-1
In January.....	1-0
When Rushing for 200 or More Yards.....	14-9
When Rushing for 300 or More Yards.....	5-1
When Passing for 200 or More Yards.....	21-16
When Passing for 300 or More Yards.....	10-3
When Player Rushes for 100 Yards.....	10-5
When Has Two 100-Yard Rushers.....	1-1
When Player Has 100 yards Receiving.....	9-8
When Opponent Has 100-Yard Rusher....	6-13
When Scoring 35 or More Points.....	21-0
When Holding Opponent to 10 Point or Less..	9-0
When Forcing Three or More Turnovers...	14-2
When Winning Turnover Margin.....	22-3
When Scoring First.....	19-13
When Leading at Halftime.....	24-7
When Trailing at Halftime.....	5-17
When Tied at Halftime.....	0-2
Games Decided by 11 Points or More...	19-12
Games Decided by 10 Points or Less.....	10-12
Games Decided by 7 Points or Less.....	8-12
Games Decided by 3 Points or Less.....	2-5
Overtime Games.....	1-3

- At Illinois in 2019, Martinez produced the second 300-yard passing and 100-yard rushing performance in Nebraska history (328 passing, 118 rushing). His career-high 446 yards of total offense was the third-highest total in program history.
- In 2018, Martinez became just the sixth freshman in NCAA history to average 200 passing yards and 50 rushing yards per game and just the second true freshman to hit those marks. Martinez was also one of only four FBS quarterbacks - regardless of class - who averaged 225 passing yards and 50 rushing yards per game in 2018.

MARTINEZ'S NEBRASKA CAREER RANKINGS

CATEGORY	RANK	TOTAL	RECORD
400-Yard Total Offense Games	1st	4	4
Total Offensive Yards Per Game	1st	259.9	253.8
300-Yard Total Offense Games	2nd	12	13
Completion Percentage	3rd	62.9	65.1
250-Yard Passing Games	3rd	10	14
Total Offense	4th	6,498	10,690
300-Yard Passing Games	4th	3	8
Completions	4th	418	625
Passing Yards	6th	5,020	8,871

MCCAFFREY AMONG NATION'S TOP FRESHMEN

McCaffrey has shown the ability to lead the Husker offense as a redshirt freshman, after seeing just limited action at the position in 2019. McCaffrey made his first two career starts against Penn State and Illinois. In his two starts, McCaffrey accounted for an average of 237.5 yards of total offense.

He split time with Martinez at Iowa, rushing for 42 yards, while completing 3-of-5 passes. McCaffrey led Nebraska on its first two scoring drives of the game, a pair of second-quarter field goals.

- McCaffrey ranks as Nebraska's leading rusher (359 yards) and passer (455 yards) through five games. McCaffrey is one of only 12 quarterbacks in the country to lead his team in rushing.
- McCaffrey averages 72.0 rushing yards per game. That total ranks fourth nationally among all quarterbacks and sixth among all freshmen, regardless of position.
- McCaffrey is the only freshman quarterback in the country currently leading his team in rushing.
- In the win over Penn State, McCaffrey became the first Husker quarterback to win his first career start since Tommy Armstrong Jr. won his first start as a redshirt freshman against South Dakota State in 2013. McCaffrey was the first Nebraska quarterback to defeat a conference opponent in his first career start since true freshman Cody Green led Nebraska to a 20-10 win at Baylor in 2009.

HUSKERS' YOUTH SHOWING POTENTIAL IN 2020

McCaffrey is far from the only young player making a significant impact in 2020. The Huskers have had several young players, particularly on offense, showing the ability to form a nucleus of the Husker roster for the next several seasons.

- Against both Penn State and Illinois, six of Nebraska's 11 offensive starters were either freshmen or sophomores, including four freshmen. The Huskers started five freshmen or sophomores against Iowa.
- Nebraska freshmen have produced 43 percent of the team's all-purpose yards in 2020.
- Sophomore **Wan'Dale Robinson** is in his second season in the program and leads the Huskers with 30 receptions and 227 receiving yards, while adding 162 rushing yards.
- Robinson has 70 career receptions in just 15 games as a Husker. He reached 50 career receptions at Northwestern, hitting that milestone in just 12 games, the second-fastest of any Husker. Only JD Spielman reached 50 career catches (11 games) quicker than Robinson, while Nate Swift also caught his 50th pass in his 12th career game as a Husker.
- Robinson posted a career-high nine receptions for 75 yards at Iowa, while continuing to contribute at running back.
- Senior Dedrick Mills is Nebraska's top running back, but has missed most of the past three games with an injury. He is backed up by a trio of freshmen, including true freshman **Marvin Scott III** and redshirt freshmen **Ronald Thompkins** and **Rahmir Johnson**.
- Several young receivers have made a big impact in 2020. True freshman **Marcus Fleming** led the Huskers with 75 receiving yards on five catches at Northwestern. Fellow true freshman **Zavier Betts** led the Huskers with 54 receiving yards against Penn State, including a 45-yard touchdown catch. He has six catches for 95 yards on the season. True freshman **Alante Brown** made his first career start at receiver against Penn State and is one of Nebraska's top kickoff returners. He has 135 all-purpose yards this season.

- Redshirt freshmen **Bryce Benhart** (RT) and **Ethan Piper** (LG) are key members of the Husker offensive line. Benhart has started all five games at right tackle, while Piper has been in the starting lineup each of the past four games at left guard. Those are four of just six games in school history when Nebraska has started a pair of freshmen offensive linemen. Current seniors Brenden Jaimes and Matt Farniok started on the same offensive line against Northwestern and Minnesota in 2017.
- Sophomore linebacker **Luke Reimer** led Nebraska in tackles at Iowa with 12 stops, including 11 solo tackles. Reimer's 11 solo tackles were the second-most by a Husker in a Big Ten Conference game, trailing only Lavonte David's 14 solo stops at Michigan in 2011. The Iowa game marked the second time this season he has led NU in tackles (10 at Northwestern). On the season, Reimer is fourth on the team with 33 tackles, while ranking second on the team with 4.5 tackles for loss and two sacks. He leads all Big Ten underclassmen in tackles per game.
- Redshirt freshman **Nick Henrich** and true sophomore **Garrett Nelson** are part of the Huskers' regular rotation at linebacker.
- Sophomore cornerback **Quinton Newsome** and redshirt freshman safety **Myles Farmer** earned their first career starts at Northwestern. Farmer made the most of his first start, with a pair of second-quarter interceptions that led to 10 Nebraska points.

A TALE OF TWO LINES

Nebraska returned every offensive line starter from 2019, while the Huskers had to replace every defensive line starter. Three Huskers returned to their same spot on the offensive line this season, while senior **Matt Farniok** moved from right tackle to right guard, with redshirt freshman **Bryce Benhart** taking over at right tackle. Farniok continued to show his versatility, making a start at center against Northwestern when Cam Jurgens was sidelined.

- Based on available records, 2020 is believed to be the first time Nebraska returned its entire starting offensive line since two-platoon systems were first allowed under NCAA rules in 1964.
- Nebraska is the only team in the country that had the same starting offensive line (by player and position) for every game during the 2019 season and returned all five of those starters.
- Nebraska had the same starting offensive line for all 12 games in 2019, one of eight teams nationally to start the same five linemen every game. It marked the first time since 2010 that NU had the same starting line for an entire season. In 2020, the Nebraska offensive line has had three different starting offensive lines in five games.
- Nebraska's five returning starting offensive linemen combined for 106 career starts entering the season, including three players who have made at least 20 consecutive starts at their position.
- The returning starters were led by **Brenden Jaimes** (29 straight starts at left tackle; 38 straight starts overall) and **Matt Farniok** (29 straight starts). Jaimes' 38 straight starts ties for the most ever by a Husker offensive lineman.
- Jaimes is a two-time honorable-mention All-Big Ten pick, while guard **Boe Wilson** was honorable mention in 2018 and Jurgens is the only Husker freshman (true or redshirt) to ever start at center.
- On defense, the Huskers replaced all three defensive line starters, all of whom are now on NFL rosters. The last time Nebraska had to replace its entire defensive line was in 2016.
- **Ben Stille** is Nebraska's most experienced defensive lineman. The senior has started 19 games at defensive end in his career and is the Huskers' active leader with 24 tackles for loss and 11.5 sacks. **Damion Daniels** was the only other defensive lineman with a start entering 2020. Redshirt freshman **Ty Robinson** and sophomore **Casey Rogers** have also earned starts at defensive end.

NEBRASKA LINEBACKING CORPS A MIX OF VETERANS, YOUTH

Nebraska replaced one starting inside and outside linebacker, but the Huskers have ample experience at the second level of the defense. Overall, NU has a youth movement at linebacker, as 22 of the 29 linebackers on the Husker roster are either freshmen or sophomores.

- Outside linebackers **JoJo Domann** and **Caleb Tannor** split time as starters in 2019, and Domann had nine TFLs, the most of any returning Husker. Domann and Tannor are two of only four upperclassmen among NU's 14 outside linebackers, while sophomore **Garrett Nelson** has made his first five career starts this season. Domann leads the Huskers in 2020 with 38 tackles and a team-high five tackles for loss.
- Seniors **Will Honas** and **Collin Miller** split time at inside linebacker in 2019, and began the year as the veterans in a three-man linebacker rotation, that also includes Luke Reimer. Despite missing a game, Honas ranks in a tie for the team lead with 38 tackles, and has a team-high three sacks. Miller recorded 27 tackles in four games before suffering an injury that is likely to sideline him for the remainder of the season.
- Honas and Miller are two of the three upperclassmen among Nebraska's inside linebacker group, along with first-year junior college transfer **Eteva Mauga-Clements**. All other inside linebackers are either freshmen or sophomores.
- The linebackers have been arguably Nebraska's most improved group in 2020. The Huskers' regular group of outside and inside linebacker have combined for six sacks and 16 tackles for loss.

2020 OFFENSE GAME-BY-GAME

RUSHING GAME	ATT.	YDS.	TD	LONG
OSU	36	210	2	47
WIS		Canceled		
NW	43	224	1	28
PSU	39	146	1	22
ILL	44	215	2	32
IOWA	38	143	2	21
PUR				
MINN				
TBA				

PASSING GAME	COM-ATT-INT	YDS	TD	LG	SACKS
OSU	16-20-0	160	0	26	3-10
WIS		Canceled			
NW	24-45-2	218	0	28	1-12
PSU	13-21-1	152	1	45	1-4
ILL	18-30-3	177	1	31	3-28
IOWA	21-25-0	195	0	28	3-20
PUR					
MINN					
TBA					

2020 DEFENSE GAME-BY-GAME

RUSHING DEFENSE GAME	ATT.	YDS.	TD	LONG
OSU	48	215	4	18
WIS		Canceled		
NW	38	148	1	41
PSU	52	245	2	36
ILL	52	285	4	58
IOWA	45	129	1	13
PUR				
MINN				
TBA				

PASSING DEFENSE GAME	COM-ATT-INT	YDS	TD	LG	SACKS
OSU	20-21-0	276	2	42	3-21
WIS		Canceled			
NW	16-27-2	169	2	21	1-8
PSU	19-39-1	256	0	74	2-17
ILL	18-25-0	205	1	28	1-8
IOWA	18-30-1	193	1	22	1-8
PUR					
MINN					
TBA					

SACKS/TFL GAME	SACKS	YARDS	TFL	YARDS
OSU	3	21	6	26
WIS		Canceled		
NW	1	8	6	21
PSU	2	17	6	26
ILL	1	8	6	14
IOWA	1	8	6	15
PUR				
MINN				
TBA				

NEBRASKA FOOTBALL FACTS

HISTORY

Season of Football.....	131st
All-Time Games Played.....	1,342
National Ranking in All-Time Wins.....	7th
All-Time Bowl Appearances.....	53
National Ranking in Bowl Appearances.....	4th

CHAMPIONSHIPS

National Championships.....	5
Back-to-Back National Championships.....	2
Undefeated Seasons.....	11
Perfect Seasons.....	9
Conference Championships.....	46

RECORD BREAKDOWN

All-Time Record.....	903-399-40
All-Time Bowl Record.....	26-27
Home Games.....	550-160-20
Memorial Stadium.....	423-137-13
Record in August.....	14-0-0
Record in September.....	179-49-6
Record in October.....	364-147-19
Record in November.....	309-168-15
Record in December.....	22-14-0
Record in January.....	14-21-0
Record in February.....	1-0-0
In Overtime.....	8-6
At Night.....	99-44-3
When Scoring 35+ Points.....	371-9
When Allowing 10 Points or Less... ..	575-47-29
vs. Big Ten Teams.....	121-109-9
» In Big Ten Play (since 2011).....	41-41
» Home.....	23-17
» Away.....	18-23
» Neutral.....	0-1
vs. Ranked Teams.....	105-134-3
» Home.....	51-43-0
» Away.....	28-64-3
» Neutral.....	26-27-0
» as No. 1 Team.....	46-7-1

STREAKS

Consecutive Games Scoring a Point.....	312
Consecutive Home Games Scoring a Point... ..	343
Consecutive Home Sellouts.....	375
<i>Note: Sellout streak will pause for 2020 season</i>	
Record in Sellout Streak.....	312-63
» vs. Ranked Teams.....	47-32

INDIVIDUAL HONORS

College Football Hall of Fame Players.....	19
College Football Hall of Fame Coaches.....	6
First-Team All-Americans.....	110
Unanimous All-Americans.....	54
CoSIDA Academic All-Americans*.....	108
NCAA Top Ten Award Winners*.....	9
Heisman Trophy Winners.....	3
Walter Camp Award Winners.....	3
Maxwell Trophy Winners.....	1
Outland Trophy Winners*.....	9
Lombardi Trophy Winners.....	5
Butkus Award Winners.....	1
Johnny Unitas Golden Arm Award Winners..	1
Davey O'Brien Award Winners.....	1
Rimington Award Winners.....	1
Bednarik Award Winners.....	1
Nagurski Trophy Winners.....	1
Retired Jerseys.....	25
First-Team All-Conference Selections.....	519

*Total leads the nation

VETERAN SECONDARY A STRENGTH FOR 2020 BLACKSHIRTS

Nebraska's secondary was stout in 2019, as the Huskers allowed only 200.8 passing yards per game, the program's fewest yards allowed since 2012. Nebraska returned the majority of its secondary for 2020 with the exception of cornerback Lamar Jackson, now a member of the New York Jets. The Husker pass defense has been solid again this fall, allowing 219.8 yards passing per game.

- **Dicaprio Bootle**, a two-time All-Big Ten honoree, has started 29 consecutive games. The senior corner's 23 career pass breakups are 10th in Nebraska history. He posted his first career interception last week at Iowa.
- **Cam Taylor-Britt** starts at the other cornerback spot. In 2019, Taylor-Britt ranked third nationally in forced fumbles and also intercepted three passes. He added his fourth career interception against Penn State, returning it 55 yards to set up a first-quarter field goal.
- **Marquel Dismuke** has started all 17 games at safety the past two seasons. He led the secondary with 67 tackles last season and is third on the team with 36 tackles this season, while adding three tackles for loss and a team-high three PBU. Dismuke had a career-high 15 tackles against Penn State, the first Husker to record 15 tackles since Antonio Reed had 15 tackles against Minnesota in 2017.
- Senior safety **Deontai Williams** suffered a season-ending injury in the first game of 2019. He has returned this season and has 25 tackles, two TFL, a sack and a 26-yard fumble return for a score against Penn State.

HUSKERS SHOWING SPECIAL TEAMS IMPROVEMENT

Nebraska fields an entirely new special teams unit this season - including a new special teams coach - as it aims to improve in that aspect of the game in 2020. Frost hired **Jonathan Rutledge** as Nebraska's Senior Special Teams Analyst during the offseason. With Auburn the previous two seasons, Rutledge led a Tigers' special teams unit that was ranked 13th nationally in 2019 and 14th in 2018 by Football Outsiders.

- Nebraska features a new punter (**William Przystup**), new place-kicker (**Connor Culp**), new long snappers (**Cade Mueller**, **Cameron Pieper**) and a new holder (Przystup).
- Nebraska used six place-kickers last season and only one returned for 2020 in Lane McCallum, a defensive player who filled in as an emergency kicker last season and is focusing on defense this fall. NU added five place-kickers to its roster during the offseason, including a pair of transfers.
- Culp joined Nebraska as a graduate transfer from LSU, and he was the Tigers' starting place-kicker as a sophomore in 2017, connecting on 11-of-16 field goals. Culp has connected on 9-of-10 field goals and all nine PATs this season. He is the first Nebraska kicker since 2018 to have multiple field goals in consecutive games (2 at Northwestern, 3 vs. Penn State). He enters the Purdue game with six consecutive field goals made.
- Przystup is averaging 41.4 yards per punt on the season, with five punts of better than 50 yards and six downed inside the 20-yard line. The sophomore previously punted at Michigan State in 2018 before transferring to Nebraska.

HUSKER STREAKS CONTINUE INTO 2020 SEASON

A pair of impressive team streaks and several individual streaks continue this season, while a legendary streak takes a one-year hiatus in 2020.

- Nebraska has sold out 375 consecutive games at Memorial Stadium, dating from the next-to-last home game of the 1962 season through all seven home games last season. With the Big Ten Conference decision to prohibit the sale of tickets this year, the Huskers' legendary sellout streak - an NCAA record - will pause during the 2020 season. Nebraska's streak will remain at 375 consecutive home sellouts until next year's home opener with Buffalo on Sept. 11, 2021.
- The Huskers have scored in 312 consecutive games. The streak is the longest in school history, the seventh-longest in FBS history and the fifth-longest active streak. The last time Nebraska was shut out was a 19-0 loss at No. 17 Arizona State on Sept. 21, 1996.

ALL-TIME LONGEST STREAKS WITHOUT BEING SHUT OUT

RK.	PLAYER	YEAR BEGAN	YEAR ENDED	GAMES
1.	Florida	1988	Active	406
2.	Michigan	1984	2014	365
3.	BYU	1975	2003	365
4.	TCU	1992	Active	353
5.	Virginia Tech	1995	Active	331
6.	Georgia	1995	Active	326
7.	Nebraska	1996	Active	312
8.	Air Force	1992	2017	306

Note: List includes all streaks of at least 300 games

- Nebraska has also scored in 343 consecutive home games, a school record. The last time the Huskers were shut out at home came on Nov. 9, 1968 against Kansas State (12-0 loss).
- Nebraska is 251-0 all-time when scoring 35 or more points at home. **Scott Frost** is also 21-0 in his head coaching career when his team scores at least 35 points.
- Several individual Huskers have double-digit streaks of consecutive starts. **Brenden Jaimes** has started 38 consecutive games overall and 29 straight at left tackle, **Dicaprio Bootle** (cornerback/safety) and **Matt Farniok** (center/right tackle/guard) have each started 29 consecutive games.

HUSKERS OWN BIG HOME-FIELD ADVANTAGE

Nebraska has enjoyed much success in its history when playing at home in front of the greatest fans in college football.

- Since 1970, NU is 281-56 (.834) at Memorial Stadium and has posted 41 perfect home seasons.
- The Huskers are 550-160-20 all-time in Lincoln (.767 in 130 years).
- Nebraska is 423-137-13 in Memorial Stadium (.750 in 97 years dating back to 1923).
- The Huskers are 47-8 all-time in Memorial Stadium night games.

NEBRASKA AMONG TOP ALL-TIME PROGRAMS

Nebraska is playing its 131st season this fall, and the Huskers boast a 903-399-40 all-time record in 1,342 games (.688). Nebraska is one of seven programs with 900 wins.

- Nebraska joined the 900-win club at Illinois on Sept. 21, 2019, along with Michigan, Ohio State, Texas and Alabama in that club. Notre Dame and Oklahoma have since joined that elite club.
- Since 1970, Nebraska owns a 469-158-5 record (.746) with five national championships. The Huskers rank second among all FBS programs in national titles and third in wins since 1970.
- Nebraska boasts 27 10-win seasons in school history, including 24 since 1970. The Huskers also have 12 seasons with 11 or more wins, seven seasons with 12 or more wins and three 13-win seasons.
- The Huskers own 50 nine-win seasons, tied with Alabama for the most in NCAA history. Forty-two of those nine-win seasons have come since 1970 and 48 since 1962, 13 more than any other school.
- Nebraska was the first team in NCAA history to win 100 games in consecutive decades, leading the nation with 103 wins in the 1980s and ranking second with 108 wins in the 1990s.

HUSKERS RANK HIGHLY IN NATIONAL CHAMPIONSHIPS

Nebraska has won five national championships, including three outright titles (1971, 1994, 1995) and two shared championships (1970, 1997). In 1970, Nebraska was awarded the Associated Press national title, but was No. 3 in the coaches poll behind No. 1 Texas and No. 2 Ohio State, both of whom lost their bowl games (the coaches' poll was voted on before bowl games). In 1997, undefeated Nebraska was voted No. 1 in the coaches' poll, while undefeated Michigan was No. 1 in the AP poll.

- Nebraska's four AP national championships rank seventh all-time.
- The Huskers' four coaches' poll national championships rank fourth all-time.

NEBRASKA NO. 2 IN CONFERENCE TITLES

Nebraska is one of only five schools in NCAA history that has won at least 40 conference championships, ranking second all-time with 46 conference titles. In 36 seasons (1962-97) under Hall-of-Fame coaches Bob Devaney (8) and Tom Osborne (13), the Huskers won 21 conference titles.

MOST CONFERENCE TITLES

RK.	TEAM	TOTAL
1.	Oklahoma	49
2.	Nebraska	46
3.	Michigan	42
4.	Ohio State	40
	USC	40

CHARTING THE HUSKERS

ALL-TIME WINS

RK.	SCHOOL	WINS
1.	Michigan	964
2.	Ohio State	928
3.	Alabama	924
4.	Texas	921
5.	Notre Dame	917
6.	Oklahoma	914
7.	Nebraska	903

CONFERENCE TITLES

RK.	SCHOOL	TITLES
1.	Oklahoma	49
2.	Nebraska	46
3.	Michigan	42

AP NATIONAL TITLES

RK.	SCHOOL	TITLES
1.	Alabama	11
2.	Notre Dame	8
3.	Oklahoma	7
4.	Miami	5
	Ohio State	5
	USC	5
t-7.	Nebraska	4

COACHES POLL NATIONAL TITLES

RK.	SCHOOL	TITLES
1.	Alabama	10
2.	Oklahoma	6
3.	USC	5
t-4.	Nebraska	4

NATIONAL TITLES SINCE 1970

RK.	SCHOOL	TITLES
1.	Alabama	11
2.	Nebraska	5
	Miami	5

BOWL APPEARANCES

RK.	SCHOOL	BOWLS
1.	Alabama	65
2.	Texas	55
3.	Georgia	54
4.	Nebraska	53

HEISMAN TROPHY WINNERS

RK.	SCHOOL	WINNERS
1.	Notre Dame	7
	Ohio State	7
	Oklahoma	7
4.	USC	6
t-5.	Nebraska	3

NFL DRAFT PICKS

RK.	SCHOOL	PICKS
1.	USC	511
	Notre Dame	511
3.	Ohio State	463
4.	Oklahoma	397
5.	Michigan	379
6.	Alabama	374
7.	Nebraska	361

CHARTING THE HUSKERS

CONSECUTIVE HOME SELLOUTS*

RK.	SCHOOL	SELLOUTS
1.	Nebraska	375
2.	Oklahoma	129

*2020 season not counted due to pandemic

WINS THE LAST 50 SEASONS

RK.	SCHOOL	WINS
1.	Oklahoma	471
2.	Ohio State	465
3.	Nebraska	458
4.	Alabama	454

WINS THE LAST 40 SEASONS

RK.	SCHOOL	WINS
1.	Ohio State	374
2.	Oklahoma	366
3.	Nebraska	361
4.	Florida State	358

WINS THE LAST 30 SEASONS

RK.	SCHOOL	WINS
1.	Ohio State	294
2.	Florida	281
3.	Oklahoma	277
4.	Georgia	272
5.	Florida State	270
6.	Alabama	265
7.	Clemson	262
8.	Nebraska	259
9.	Virginia Tech	258
	Wisconsin	258

9-WIN SEASONS

RK.	SCHOOL	SEASONS
1.	Nebraska	50
	Alabama	50
3.	Oklahoma	47

10-WIN SEASONS

RK.	SCHOOL	SEASONS
1.	Oklahoma	40
2.	Alabama	39
3.	Michigan	29
4.	Nebraska	27

WEEKS RANKED IN AP POLL

RK.	SCHOOL	WEEKS
1.	Ohio State	928
2.	Michigan	871
3.	Oklahoma	855
4.	Notre Dame	827
5.	Alabama	819
6.	USC	775
7.	Nebraska	729

WEEKS RANKED NO. 1 IN AP POLL

RK.	SCHOOL	WEEKS
1.	Alabama	127
2.	Ohio State	106
3.	Oklahoma	102
4.	Notre Dame	99
5.	USC	91
6.	Florida State	72
7.	Nebraska	71

WEEKS IN THE AP POLL TOP 10

RK.	SCHOOL	WEEKS
1.	Ohio State	648
2.	Oklahoma	606
3.	Alabama	578
4.	Notre Dame	568
5.	Michigan	522
6.	Nebraska	518

MOST ASSOCIATED PRESS NATIONAL CHAMPIONSHIPS

RK.	TEAM	TITLES	LAST
1.	Alabama	11	2017
2.	Notre Dame	8	1988
3.	Oklahoma	7	2000
4.	Miami	5	2001
	Ohio State	5	2014
	USC	5	2004
7.	Nebraska	4	1995
	Minnesota	4	1960

MOST COACHES POLL NATIONAL CHAMPIONSHIPS

RK.	TEAM	TITLES	LAST
1.	Alabama	10	2017
2.	Oklahoma	6	2000
3.	USC	5	1978
4.	Nebraska	4	1997
	Miami	4	2001
	Texas	4	2005
	Ohio State	4	2014

NEBRASKA BOASTS HIGHEST-EVER GSR SCORE

Nebraska student-athletes have posted a 94 percent NCAA Graduation Success Rate (GSR), continuing the Huskers' long tradition of being a national leader in the classroom. The NCAA released its GSR scores on Nov. 17, with Nebraska recording its highest all student-athlete rate for the eighth consecutive year. It also marked the third straight year Nebraska has achieved a GSR of 90 percent or higher.

At the conference level, the 94 percent mark is tied for second among 14 Big Ten schools. On the national scale, Nebraska's GSR ranks in a tie for 10th among 65 Power Five Schools, and third among public institutions at the Power Five level.

The Husker football program continues a long tradition of ranking among national academic leaders. The football program achieved an 88 percent GSR, well above the national average of 80 percent among FBS schools. Nebraska's 88 percent GSR in football ranks 10th among public institutions at the Power Five Conference level.

The 94 percent GSR rate is another milestone for a program that has long been a national leader in academic and athletic achievement. Nebraska leads the nation with 340 CoSIDA Academic All-Americans in school history across all sports. Nebraska also leads the nation with 18 NCAA Today's Top 10 Award winners.

NEBRASKA ALSO EXCELS IN THE CLASSROOM

Nebraska's rich tradition is not limited to the field, as the Huskers have been outstanding in the classroom as well.

- Nebraska owns the NCAA record with 340 CoSIDA Academic All-Americans across all sports.
- Husker football has produced 108 CoSIDA Academic All-Americans, the most of any single sport in NCAA history.
- Nebraska owns the NCAA record with 17 NCAA Top 10 Award Winners, which is considered the "Heisman Trophy" of academics for NCAA student-athletes.
- Nebraska football has produced nine NCAA Top 10 Award winners, the most of any single team in NCAA history.
- Nebraska recorded an all-time high in the most recent NCAA Graduation Success Rate numbers released on Nov. 17. Nebraska's all-sports GSR rate of 94 percent marked the eighth consecutive year the Huskers GSR rate had improved.
- The football team posted a program-record team grade-point average of 3.297 in the 2020 spring semester. Entering this fall, the team's 3.149 cumulative GPA was also the highest in program history.
- A total of 11 Huskers are playing the 2020 season as graduates, including 10 of 18 seniors.
- Six more Huskers are on track to graduate in December. If that happens, 15 members of the 18-player senior class - and two juniors - will have earned their degrees before season's end.

NEBRASKA FOOTBALL NCAA RECORDS

375

CONSECUTIVE SELLOUTS

108

ACADEMIC ALL-AMERICANS

50

9-WIN SEASONS

2020 NEBRASKA SEASON NOTEBOOK

HUSKERS HONOR FLIPPIN

- Nebraska is wearing a helmet decal this year in honor of George Flippin. Flippin, who lettered from 1892-94, was NU's first African-American player. He was elected a captain for the 1895 season, but did not participate in that year. Flippin went on to practice medicine in Stromsburg, Neb.

SCHEDULE NOTES

- Nebraska was scheduled to play more than half of its schedule against top-15 teams from a year ago, facing a top-15 team in five of its eight scheduled games.

2019 TOP-15 TEAMS ON SCHEDULE

GM	DATE	OPPONENT	RANK
1	Oct. 24	at Ohio St.	3rd
2	Oct. 31	Wisconsin	11th
4	Nov. 14	Penn St.	9th
7	Nov. 27	at Iowa	15th
9	Dec. 12	Minnesota	10th

- Nebraska and Arkansas are the only teams in the country that were scheduled to play more than four top-15 opponents from a season ago. Arkansas faces five 2019 top-15 opponents in 10 games, while Nebraska faces five top-15 opponents in its eight scheduled games.
- The Huskers' original 12-game schedule was altered to become a 10-game conference-only schedule on Aug. 5. Six days later on Aug. 11, the Big Ten Conference postponed the season. The Big Ten then announced a nine-game conference-only slate on Sept. 16.
- With a nine-game schedule, now reduced to eight games, Nebraska is set to play its fewest regular-season games since an eight-game slate in 1944. Nebraska also opened the season on its latest date (Oct. 24) since 1892.

COACHING STAFF NOTES

- **Scott Frost** is in his fifth season as a head coach. Frost is one of four former Husker players to return to the Nebraska sideline as head coach, and he is one of 17 FBS head coaches coaching at his alma mater in 2020.
- Nebraska's staff also includes former Huskers **Greg Austin** (2003-06), **Ryan Held** (1993-96) and **Barrett Ruud** (2001-04).
- Frost is one of only four FBS head coaches to win a national title as a player. Both Frost (1995 & 1997) and Ryan Held (1994 & 1995) were two-time national champions as players at Nebraska.
- Frost and seven of his 10 assistant coaches are in their fifth consecutive season working together, including two seasons at UCF.
- There are two new addition to the staff in 2020. Matt Lubick is in his first season as the Huskers' offensive coordinator and wide receivers coach. Mike Dawson, who spent the 2016 and 2017 seasons on Frost's UCF staff and the 2018 season on Frost's Nebraska staff, returns to Lincoln to coach the outside linebackers.

- Frost was the consensus choice as the 2017 national coach of the year, while offensive coordinator **Matt Lubick** was a finalist for AFCA Assistant Coach of the Year in 2012. Defensive coordinator **Erik Chinander** was a nominee for the 2016 Broyles Award and quarterbacks coach **Mario Verduzco** was a Broyles Award nominee in 2018.

ROSTER NOTES

- Nebraska's roster features 154 players. NU is believed to have the largest roster of any non-service academy in the country.
- The roster features players from 27 states, including 64 homegrown Huskers. Besides Nebraska, the states with at least five players on the roster are: Florida (10), Georgia (8), Iowa (8), Texas (7), Colorado (6), Arizona (5) and Oklahoma (5).
- The roster also features three players from foreign countries in **Daniel Cerni** (Australia), **Barron Miles Jr.** (Canada) and **Nouredin Nouili** (Germany).
- The roster features 53 newcomers, including 39 true freshmen and 14 transfers. NU added five FBS transfers - four from Power Five teams - one FCS transfer and eight junior college transfers.
- More than two-thirds of the Husker roster is underclassmen, as 109 of the 154 players are either freshmen or sophomores (71 percent).
- Nebraska has 79 freshmen on its roster, more than the sophomore, junior and senior classes combined. Fifty-one percent of NU's roster is freshmen, the second straight season freshmen have made up more than half of the roster.
- Nebraska has four sets of brothers on its 2020 roster (**Brant & Brig Banks; Ian & Nate Boerkircher; Matt & Will Farniok; Connor & Corbin Ruth**). The four sets of brothers ties for the second-most brothers on any FBS roster.
- The Husker team captains are seniors **Dicaprio Bootle, Matt Farniok** and **Collin Miller** and juniors **Adrian Martinez** and **Kade Warner**. Farniok and Martinez are serving as captains for the second straight season.

ACADEMIC NOTES

- A total of 11 Huskers are playing the 2020 season as graduates, including 10 of 18 seniors.

HUSKERS WHO HAVE EARNED DEGREES

- » Dicaprio Bootle
- » Jared Bubak
- » Connor Culp
- » Damion Daniels
- » JoJo Domann
- » Matt Farniok
- » Levi Falck
- » Christian Gaylord
- » Ben Stille
- » Jack Stoll
- » Deontai Williams

- Six more Huskers are on track to graduate in December. If that happens, 15 members of the 18-player senior class - and two juniors - will have earned their degrees before season's end.
- Nebraska posted a 3.297 team GPA in the 2020 spring semester, the highest team GPA in program history. NU also entered this semester with a 3.149 cumulative team grade-point average, the highest in program history.

CAREER STARTS - OFFENSE

PLAYER	'17	'18	'19	'20	ALL
Jaimes	9	12	12	5	38
M. Farniok	4	12	12	5	33
Stoll	0	12	12	1	25
Martinez	-	11	10	3	24
Wilson	0	9	12	2	23
Falck	3&	9&	3&	3	18
Mills	7*	-	6	3	16
Warner	-	7	5	4	16
Jurgens	-	-	12	4	16
Hixson	-	0	12	-	12
Allen	-	0	5	4	9
Robinson	-	-	4	5	9
Nouili	-	-	7#	-	7
Benhart	-	-	0	5	5
Piper	-	-	0	4	4
Martin	-	1^	0	1	2
McCaffrey	-	-	0	2	2
Brown	-	-	-	1	1
Scott	-	-	-	1	1
Vokolek	-	0	-	1	1
Betts	-	-	-	1	1

*2016 at Georgia Tech; &-South Dakota #at Colorado State; ^at Michigan

CAREER STARTS - DEFENSE

PLAYER	'17	'18	'19	'20	ALL
Bootle	1	12	12	5	30
Stille	1	11	2	5	19
Dismuke	1	0	12	5	18
Miller	0	0	12	4	16
Taylor-Britt	-	0	10	4	14
Domann	-	2	6	5	13
Tannor	-	0	5	2	7
D. Williams	-	1	1	4	6
Nelson	-	-	0	5	5
Daniels	-	0	1	3	4
Honas	-	0	0	4	4
Robinson	-	-	0	4	4
Reimer	-	-	0	2	2
Clark	-	0	1	-	1
Rogers	-	0	0	1	1
Farmer	-	-	0	1	1
Newsome	-	-	0	1	1

CAREER STARTS - SPECIAL TEAMS

PLAYER	'17	'18	'19	'20	ALL
Culp	10*	-	-	5	15
Przystup	-	3#	-	5	8
McCallum	-	-	4	-	4

*at LSU; #at Michigan State

CONSECUTIVE STARTS (MIN. 15)

PLAYER, POSITION	STARTS
Brenden Jaimes, OT	38
Dicaprio Bootle, CB	29
Matt Farniok, OG	29
Marquel Dismuke, S	17

COACHING LEDGER

NEBRASKA (2018-PRESENT)

- Head Coach (10-19 Record)

UCF (2016-17)

- Head Coach (19-7 Record)

OREGON (2009-15)

- Offensive Coordinator (2013-15)
- Assistant Coach (WR) (2009-12)

NORTHERN IOWA (2007-08)

- Co-Defensive Coordinator (2008)
- Assistant Coach (LB) (2007)

KANSAS STATE (2006)

- Graduate Assistant

NEBRASKA (2002)

- Graduate Assistant

YEARLY TEAM RECORDS

YEAR	TEAM (ROLE)	RECORD
2007	Northern Iowa (AC)	12-1
2008	Northern Iowa (DC)	12-3
2009	Oregon (AC)	10-3
2010	Oregon (AC)	12-1
2011	Oregon (AC)	12-2
2012	Oregon (AC)	12-1
2013	Oregon (OC)	11-2
2014	Oregon (OC)	13-2
2015	Oregon (OC)	9-3
2016	UCF (HC)	6-7
2017	UCF (HC)	13-0
2018	Nebraska (HC)	4-8
2019	Nebraska (HC)	5-7
2020	Nebraska (HC)	1-4

HEAD COACHING RECORD 29-26
OVERALL RECORD 132-44

YEARLY TEAM RANKINGS

YEAR	TEAM (ROLE)	RANK
2007	UNI (AC)	4th
2008	UNI (DC)	4th
2009	Oregon (AC)	11th
2010	Oregon (AC)	3rd
2011	Oregon (AC)	4th
2012	Oregon (AC)	2nd
2013	Oregon (OC)	9th
2014	Oregon (OC)	2nd
2015	Oregon (OC)	14th
2016	UCF (HC)	NR
2017	UCF (HC)	6th
2018	Nebraska (HC)	NR
2019	Nebraska (HC)	NR

CONFERENCE TITLES (7)

YEAR	TEAM	CONFERENCE
2007	UNI (AC)	Gateway
2008	UNI (DC)	Missouri Valley
2009	Oregon (AC)	Pac-10
2010	Oregon (AC)	Pac-10
2011	Oregon (AC)	Pac-12
2014	Oregon (OC)	Pac-12
2017	UCF (HC)	American

PLAYING LEDGER

NATIONAL FOOTBALL LEAGUE

- 3rd-Round Pick in 1998 NFL Draft
- 6-Year NFL Career at Safety

COLLEGE (NEBRASKA & STANFORD)

- 1995 & 1997 National Champion at Nebraska
- 24-2 Record as Starting Quarterback
- 1996 Big 12 Newcomer of the Year
- Stanford Two-Way Starter (QB & S; 1993-94)

HEAD COACH SCOTT FROST



HISTORIC TURNAROUND AT UCF

At UCF, Frost produced the greatest two-year turnaround in college football history, inheriting an 0-12 team and leading the Knights to a 13-0 record just two years later.

- In his first season in 2016, Frost made history as the only first-time head coach in FBS history to make a bowl game with a team that was winless the previous season.
- UCF tied for the national lead with a six-win improvement from the 2015 to 2016 season. The Knights then ranked third nationally after improving by seven wins from the 2016 to 2017 season.
- The Knights' seven-win improvement from 2016 to 2017 ranked 11th in NCAA history and marked just the second time ever a bowl team improved by more than six wins the next season.
- UCF was the American Athletic Conference and Peach Bowl champions and was the only FBS team to go undefeated in 2017.
- Frost called UCF's plays, orchestrating the greatest two-year offensive turnaround in NCAA history. The Knights went from last to fifth in total offense, improving their output by more than 260 yards per game. UCF also went from third-to-last to first in scoring offense, improving by nearly 35 points per game.

13-0 AS A PLAYER & COACH

In his second year as a head coach, Scott Frost guided UCF to a 13-0 record in 2017, when the Knights were the nation's only undefeated team.

- Frost became the fourth coach in FBS history to post a 13-0 record or better in either his first or second season as a head coach. Among that quartet, Frost is the only coach who inherited a team that won fewer than five games, as UCF went 0-12 the year before Frost's arrival.
- Frost is one of only seven active FBS head coaches who has posted a 13-0 season or better, joining Jimbo Fisher, Ed Orgeron, Gary Patterson, Nick Saban, Dabo Swinney and Kyle Whittingham.
- Frost also led Nebraska to a 13-0 record and a national title as the Huskers' starting quarterback in 1997. Frost was the first person in NCAA history to be part of a 13-0 season as both a player and a head coach.

NATIONAL COACH OF THE YEAR

Frost was the consensus choice as the 2017 national coach of the year, earning the honor from at least eight different organizations.

- Frost won the 2017 Paul "Bear" Bryant Award as the national coach of the year. He joined Chris Petersen (2006 & 2009, Boise State) as the only coaches in the 32-year history of the award to win the honor while coaching a team outside of a Power Five Conference.
- Frost was also the AP Coach of the Year, becoming the sixth coach to win the award in his first or second season as a head coach.

FROST A TOP OFFENSIVE COACH

For each of the last 12 years, Scott Frost has either been an offensive assistant, offensive coordinator or head coach who calls the offensive plays. During that time, he has consistently proven to be one of the nation's finest offensive coaches.

- In 11 previous seasons coaching offense, Frost has worked with eight units that finished in the top 10 nationally in scoring, including seven that ranked in the top five.
- Frost has also been a part of seven teams that ranked in the top 10 nationally in total offense the past 11 seasons.

FROST A PROVEN WINNER

Frost is a proven winner. In his 14-year full-time coaching career, Frost's teams have combined for a 132-44 record.

- Frost teams have averaged more than 10 wins per season, including seven 12-win campaigns.
- He has won seven conference titles in 13 years.
- Frost has coached in two national title games and his teams have finished with a top-10 ranking eight times in the past 13 years.
- In two seasons as UCF's head coach, the Knights were the nation's most improved team in 2016 and were the only FBS team to go undefeated in 2017.
- As a Husker quarterback, Frost was a two-time national champion who helped NU to a 36-2 record, including a 24-2 mark as a starter.
- Frost is one of four active head coaches who won a national title as a player and is the only coach who won multiple national titles.

NEBRASKA ASSISTANT COACHES



MATT LUBICK

OFFENSIVE COORDINATOR WIDE RECEIVERS

- 1st Season at Nebraska
- 25th Career Season
- 4th Year as an Offensive Coord.

Lubick has coached in the ACC, Big Ten and Pac-12, serving as offensive coordinator at Oregon, Washington and Nebraska. In his past six seasons, Lubick has worked with four top-25 scoring offenses. In each of his three seasons as a coordinator, Lubick's teams have ranked in the top 25 nationally in completion percentage. The 2012 National Wide Receivers Coach of the Year, Lubick coached two of the 10 all-time leading receivers at Washington.



GREG AUSTIN

OFFENSIVE LINE RUN GAME COORDINATOR

- 3rd Season at Nebraska
- 11th Career Season
- 2 Years of NFL Experience

A former All-Big 12 Husker offensive lineman, Austin has coached the offensive line at the Power Five (Oregon, Nebraska) and NFL (Philadelphia) levels. His lines have paved the way for a top-25 offense at each of his three collegiate stops (Oregon, UCF and Nebraska).



SEAN BECKTON

TIGHT ENDS

- 3rd Season at Nebraska
- 25th Career Season
- 22 Years of Collegiate Experience

Beckton is a veteran coach who has developed NFL draft picks at three different positions: cornerback, wide receiver and tight end. Husker tight ends set career highs in every category in 2018 and topped those marks in nearly every area in 2019.



RYAN HELD

RUNNING BACKS RECRUITING COORDINATOR

- 3rd Season at Nebraska
- 21st Career Season
- 13 Years as a Head Coach

Held won two national titles as a player at Nebraska, and he has won two national titles as a coach (Nebraska & Tennessee). He has coached a running back who has ranked in the top 15 nationally in yards per carry two of the last three seasons.



MARIO VERDUZCO

QUARTERBACKS

- 3rd Season at Nebraska
- 44th Career Season
- 34 Years of Collegiate Experience

Verduzco was a nominee for assistant coach of the year in 2018 after Adrian Martinez was the second true freshman in NCAA history to average 200 yards passing and 50 yards rushing per game. In 2017, UCF's McKenzie Milton was second nationally in pass efficiency.



ERIK CHINANDER

DEFENSIVE COORDINATOR

- 3rd Season at Nebraska
- 18th Career Season
- 5th Year as an Defensive Coord.

Chinander boasts NFL coaching experience and has coached in two FBS national title games and one FCS Championship Game. He earned a nomination for the Broyles Award at UCF in 2016, when his defense was the primary reason the Knights qualified for a bowl game one year after a winless campaign. The defense then preserved UCF's perfect season in 2017 with a pair of game-clinching interceptions in the conference title game and the Peach Bowl.



MIKE DAWSON

OUTSIDE LINEBACKERS

- 1st Season at NU (2nd Overall)
- 22nd Career Season
- 4 Years of NFL Experience

Dawson boasts four years of NFL coaching experience, and he also has experience as a collegiate defensive coordinator. Dawson has experience coaching both defensive linemen and outside linebackers at the Power Five level and in the NFL.



TRAVIS FISHER

DEFENSIVE BACKS

- 3rd Season at Nebraska
- 8th Career Season

Fisher is a rising star following a nine-year NFL career. He has coached eight all-conference defensive backs in the last four years, and three of NU's secondary starters were All-Big Ten in 2019. Fisher's units have ranked in the top 25 in interceptions twice in the last four years.



BARRETT RUUD

INSIDE LINEBACKERS

- 3rd Season at Nebraska
- 6th Career Season

Mohamed Barry totaled more than 200 tackles in his two seasons under Ruud, earning All-Big Ten honors both years. Ruud is Nebraska's all-time leading tackler, and he posted four consecutive 100-tackle seasons for the Tampa Bay Bucs as part of his eight-year NFL career.



TONY TUIOTI

DEFENSIVE LINE

- 2nd Season at Nebraska
- 18th Career Season
- 2 Years of NFL Experience

Tuioti has NFL experience as a defensive line coach and has coached at two of the seven winningest programs in NCAA history. All three of his 2019 starting defensive linemen are on NFL rosters this season, with two of those three being selected in the 2020 NFL Draft.

GAME DAY COACHING SPOTS

SIDELINES

- Scott Frost, Head Coach
- Greg Austin, Defensive Line
- Sean Beckton, Tight Ends
- Travis Fisher, Defensive Backs
- Ryan Held, Running Backs
- Barrett Ruud, Inside Linebackers
- Tony Tuioti, Defensive Line

COACHES BOOTH

- Erik Chinander, Defensive Coordinator
- Mike Dawson, Outside Linebackers
- Matt Lubick, Offensive Coordinator/WRs
- Mario Verduzco, Quarterbacks

NEBRASKA SUPPORT STAFF

STRENGTH COACHES

- Zach Duval, Head Strength Coach
- Jasen Carlson, Assistant Strength Coach
- Dan Millington, Assistant Strength Coach
- Andrew Strop, Assistant Strength Coach

FOOTBALL ADMINISTRATION

- Gerrod Lambrecht, Chief of Staff
- Matt Davison, Associate A.D. - Football
- Andrew Sims, Assoc. Dir. of Football Oper.
- Joni Duff, Football Administrative Assistant

ANALYSTS & QUALITY CONTROL

- Jonathan Rutledge, Senior Special Teams Analyst
- Frank Verducci, Senior Offensive Analyst
- Mike Cassano, Offensive Analyst
- Bobby Maffei, Defensive Analyst
- Bill McGovern, Defensive Analyst
- Steve Cooper, Offensive Quality Control
- Steve Demeo, Assistant Quality Control
- Sean Beckton Jr., Develop. Perf. Quality Control

PLAYER PERSONNEL & RECRUITING

- Sean Dillon, Director of Player Personnel
- Ryan Callaghan, Asst. Dir. of Player Personnel
- Ron Brown, Director of Player Development
- Kenny Wilhite, Director of High School Relations
- Trent Mossbrucker, Dir. of Recruiting & Admin.

GRADUATE ASSISTANTS

- Demeitre Brim
- David Parker
- Tony Washington Jr.

FOOTBALL VIDEO & CREATIVE STAFF

- Matt Haron, Director of Video Technology
- Orah Garst, Dir. of Creative & Engagement
- CJ Campbell, Director of Graphic Design

OTHER STAFF

- Jay Terry, Assistant A.D. - Equipment Operations
- Mark Mayer, Head Football Athletic Trainer
- Jason Amadio, Assistant Athletic Trainer
- Drew Hamblin, Assistant Athletic Trainer
- Dave Ellis, Director of Performance Nutrition
- Brett Haskell, Director of Sport Psychology

SCOUTING PURDUE (2-3)



Purdue fell to 2-3 after a loss to Rutgers at home. Purdue surrendered a kickoff return touchdown for the first time in seven years and it sparked a comeback as Rutgers scored the final 17 points of the game to win 37-30. Purdue quarterback Jack Plummer got his second start of the season after Aidan O'Connell was sidelined with an injury. Plummer threw for 237 yards and a pair of touchdowns and ran for another score.

10/24	Iowa	W, 24-20
10/31	@ Illinois	W, 31-24
11/7	@ Wisconsin	Canceled
11/14	Northwestern	L, 20-27
11/20	@ Minnesota	L, 31-34
11/28	Rutgers	L, 37-30
12/5	Nebraska	11 a.m.
12/12	@ Indiana	TBA

The Boilermakers rushing attack is led by Zander Horvath, who has accounted for 421 yards on 82 carries and two touchdowns so far this season. Against Rutgers, Horvath rushed for 101 yards and one touchdown on 19 carries and caught four passes for 61 yards. The receiving corps is headlined by David Bell and Rondale Moore. Bell boasts 493 receiving yards and seven touchdowns, while Moore has only played in two games but has totaled 3,000 career all-purpose yards in just 18 games.

Defensively, Derrick Barnes has a team-high 45 tackles, including 3.5 tackles for loss. Barnes will miss the first half of Saturday's game after he was disqualified for a targeting foul in the second half against Rutgers.

PURDUE STATISTICAL LEADERS

RUSHING	ATT.	YDS	YPC	YPG	TD	PUNT RET.	NO.	YDS	AVG	TD
Zander Horvath	82	421	5.1	84.2	2	TJ Sheffield	1	4	4.0	0
King Doerue	14	62	4.4	20.7	0					
Jack Plummer	11	44	4.0	22.0	1					

PASSING	CMP-ATT-INT	PCT	YDS	YPG	TD	KICK RET.	NO.	YDS	AVG	TD
Aidan O'Connell	88-136-2	64.7	916	305.3	7	TJ Sheffield	14	265	18.9	0
Jack Plummer	55-77-2	71.4	604	302.0	5					

RECEIVING	ATT.	YDS	YPC	YPG	TD	FIELD GOALS	FG-ATT	PCT	LG
David Bell	43	493	11.5	98.6	7	J.D. Dellinger	5-7	71.4	36
Zander Horvath	26	266	10.2	53.2	0				
Milton Wright	21	281	13.4	56.2	2				
Rondale Moore	22	192	8.7	96.0	0				

PUNTING	NO.	YDS	AVG	LG	I20	50+	TACKLES	TACK	TFL	SCK
Brooks Cormier	15	596	39.7	58	4	4	Derrick Barnes	45	3.5	0.0
Zac Collins	6	233	38.8	51	2	1	Jaylan Alexander	41	0.0	0.0
							DaMarcus Mitchell	29	6.0	1.0
							Cory Trice	29	0.0	0.0
							B. Thieneman	29	0.0	0.0
							Cam Allen	24	1.0	0.0
							Dedrick Mackey	14	1.0	0.0
							Marvin Grant	11	2.0	0.0

HEAD COACH INFORMATION



HEAD COACH
JEFF BROHM

- 4th Season (19-24)
- 7th Career Season (49-34)

Jeff Brohm enters his fourth year at the helm of the Boilermaker football program.

A program with a combined 9 wins in the 4 seasons prior to Brohm's arrival, Purdue exceeded all expectations in his first season in 2017 and made noise throughout college football. The Boilermakers won 7 games, recaptured both of its rivalry trophies and capped the season with Foster Farms Bowl victory over Arizona.

They followed that up in 2018 with another Bowl appearance, and Top 25 victories over Boston College, Iowa, and an historic victory over #2 ranked Ohio State.

Brohm's three fundamental concepts – playing harder, tougher and smarter than the opposition – have been the benchmarks for his program, as well his calling cards of creative play-calling and an explosive, high-powered offense that has produced the past two Big Ten Freshmen of the Year and the first true freshman consensus first-team All-American in Big Ten history.

JEFF BROHM VS. NEBRASKA

DATE	LOCATION	SCORE
10/28/2017	West Lafayette	L, 24-25
9/29/2018	Lincoln	W, 42-28
11/2/2019	West Lafayette	W, 31-27

PURDUE INFORMATION

Purdue boasts a winning all-time record since its first season in 1887. The Boilermakers have won 12 conference titles, including four Indiana Intercollegiate Athletic Association Championships from 1891 to 1894. Purdue is an eight-time Big Ten champion, winning its most recent title in 2000. The Boilermakers' lone outright Big Ten championship came in 1929. Purdue had its only 10-win season in 1979 (10-2), and the Boilermakers have appeared in 19 bowl games.

Purdue is well-known as the "Cradle of Quarterbacks." More than a dozen Boilermaker quarterbacks have gone on to play in the NFL, and former Purdue signal callers have accumulated more starts and thrown more touchdown passes in the NFL than those from any other college. The Boilermakers have also had three Super Bowl-winning quarterbacks, the most of any team in college football history.

- **First Year:** 1887
- **All-Time Record:** 620-578-48
- **Bowl Games Record:** 10-9
- **Conference Titles:** 12
- **National Titles:** 0
- **Stadium:** Ross-Ade Stadium
- **Capacity:** 57,236
- **Playing Surface:** PTA/Bermuda Grass
- **Location:** West Lafayette, Ind.
- **Enrollment:** 43,414
- **Colors:** Old Gold & Black

STATISTICAL RANKING COMPARISON						
NEB	NAT.	B1G	CATEGORY	B1G	NAT.	PURDUE
187.6	45th	5th	Rushing Offense	12th	122nd	78.5
180.4	107th	13th	Passing Offense	1st	14th	320.8
368.0	89th	10th	Total Offense	7th	62nd	399.2
20.6	108th	13th	Scoring Offense	9th	80th	26.5
204.4	102th	12th	Rushing Defense	6th	45th	145.5
219.9	45th	4th	Pass Defense	11th	91st	259.0
424.2	75th	9th	Total Defense	8th	61st	404.5
32.6	89th	8th	Scoring Defense	6th	45th	26.2
32%	114th	14th	3rd-Down Offense	7th	61th	41%
49%	114th	14th	3rd-Down Defense	7th	70th	41%
85%	48th	5th	Red Zone Offense	12th	114th	70%
85%	76th	8th	Red Zone Defense	4th	15th	72%
34.4	14th	13th	Net Punting	9th	80th	37.7
7.71	61st	9th	Punt Returns	12th	96th	4.0
18.1	123rd	13th	Punt Return Defense	9th	92nd	10.2
18.4	89th	6th	Kickoff Returns	10th	112th	15.5
15.0	10th	2nc	Kick Return Defense	12th	86th	22.2
6.6	82nd	11th	Penalties	7th	56st	6.0
58.0	81st	9th	Penalty Yards	6th	43rd	46.5
6	84th	8th	Turnovers Gained	6th	63rd	9.0
12	92nd	11th	Turnovers Lost	3rd	31st	6.0
-1.20	118th	12th	Turnover Margin	6th	23rd	0.75

THE LAST TIME AN INDIVIDUAL...

OFFENSE

100 YARDS RUSHING

Nebraska: Luke McCaffrey (122) vs. Illinois (Nov. 21, 2020)
Opponent: Tyler Goodson (111), at Iowa (Nov. 27, 2020)

200 YARDS RUSHING

Nebraska: Ameer Abdullah (225), vs. Rutgers (Oct. 25, 2014)
Opponent: Jonathan Taylor (204), vs. Wisconsin (Nov. 16, 2019)

300 YARDS RUSHING

Nebraska: Roy Helu Jr. (307), vs. Missouri (Oct. 30, 2010)
Opponent: Melvin Gordon (408), at Wisconsin (Nov. 15, 2014)

4 RUSHING TOUCHDOWNS

Nebraska: Ameer Abdullah (4), at Northwestern (Oct. 18, 2014)
Opponent: Melvin Gordon (4), at Wisconsin (Nov. 15, 2014)

MORE THAN 4 RUSHING TOUCHDOWNS

Nebraska: Calvin Jones (6), at Kansas (Nov. 9, 1991)
Opponent: Chris Brown (6), at Colorado (Nov. 23, 2001)

300 YARDS PASSING

Nebraska: Adrian Martinez (327), at Illinois (Sept. 21, 2019)
Opponent: Peyton Ramsey (351), Indiana (Oct. 26, 2019)

400 YARDS PASSING

Nebraska: Tanner Lee, at Purdue (431), Oct. 28, 2017
Opponent: Clayton Thorson (455), at Northwestern (Oct. 13, 2018)

500 YARDS PASSING

Nebraska: Joe Ganz (510), vs. Kansas State (Nov. 10, 2007)
Opponent: Tim Rattay (590), Louisiana Tech (Aug. 29, 1998)

30 COMPLETIONS

Nebraska: Tanner Lee (32), at Purdue (Oct. 28, 2017)
Opponent: Clayton Thorson (41), at Northwestern (Oct. 13, 2018)

40 COMPLETIONS

Nebraska: Never Happened
Opponent: Clayton Thorson (41), at Northwestern (Oct. 13, 2018)

4 PASSING TOUCHDOWNS

Nebraska: Ryker Fyfe (4), at Purdue (Oct. 31, 2015)
Opponent: J.T. Barrett (5), Ohio St. (Oct. 14, 2017)

MORE THAN 4 PASSING TOUCHDOWNS

Nebraska: Joe Ganz (7), vs. Kansas St. (Nov. 10, 2007)
Opponent: J.T. Barrett (5), Ohio State, Oct. 14, 2017

TD PASS BY A NON-QUARTERBACK

Nebraska: De'Mornay Pierson-El (WR), at Northwestern (Oct. 18, 2014)
Opponent: Tommy Saunders (WR), at Missouri (Oct. 6, 2007)

10 RECEPTIONS

Nebraska: Stanley Morgan Jr. (10), vs. Minnesota (Oct. 20, 2018)
Opponent: Whop Philyor (14), vs. Indiana (Oct. 26, 2019)

100 RECEIVING YARDS

Nebraska: JD Spielman (104), at Maryland (Nov. 23, 2019)
Opponent: Garrett Wilson (129) and Chris Olave (104),
 at Ohio State (Oct. 24, 2020)

200 RECEIVING YARDS

Nebraska: JD Spielman (209), at Wisconsin (Oct. 6, 2018)
Opponent: Flynn Nagel (220), at Northwestern (Oct. 13, 2018)

3 RECEIVING TOUCHDOWNS

Nebraska: Brandon Kinnie (3), at Oklahoma State (Oct. 23, 2010)
Opponent: Dezmon Briscoe (3), at Kansas (Nov. 3, 2007)

500 TOTAL OFFENSE YARDS

Nebraska: Joe Ganz (521), at Colorado (Nov. 23, 2007)
Opponent: Tim Rattay (568), Louisiana Tech (Aug. 29, 1998)

LONG OFFENSIVE PLAYS

60-69 YARD RUN

Nebraska: Maurice Washington (60, TD), vs. No. Illinois (Sept. 14, 2019)
Opponent: Reggie Corbin (66, TD), at Illinois (Sept. 21, 2019)

70-79 YARD RUN

Nebraska: Taylor Martinez (76, TD), vs. Wisconsin (Dec. 1, 2012)
Opponent: Demry Croft (73-TD), at Minnesota (Nov. 11, 2017)

80-89 YARD RUN

Nebraska: Kenny Bell (82-TD), at Minnesota (Oct. 22, 2011)
Opponent: Jonathan Taylor (88, TD), at Wisconsin (Oct. 6, 2018)

90-99 YARD RUN

Nebraska: Taylor Martinez (92, TD), at UCLA (Sept. 8, 2012)
Opponent: Ell Roberson (91, TD), Kansas St. (Nov. 16, 2002)

60-69 YARD PASS

Nebraska: Martinez to Spielman (65, TD), at Colorado, (Sept. 7, 2019)
Opponent: Morgan to Autman-Bell (69), Minnesota (Oct. 20, 2018)

70-79 YARD PASS

Nebraska: Martinez to Washington (75, TD), at Colorado (Sept. 7, 2019)
Opponent: Levis to Freiermuth (74 yards), Penn St. (Nov. 14, 2020)

80-89 YARD PASS

Nebraska: Lee to Morgan Jr. (80, TD), vs. Wisconsin (Oct. 7, 2017)
Opponent: Blough to Yancey (88, TD), Purdue (Oct. 22, 2016)

90-99 YARD PASS

Nebraska: Armstrong Jr. to Enunwa (99, TD), vs. Georgia (Jan. 1, 2014)
Opponent: Montez to Nixon (96, TD), at Colorado (Sept. 7, 2019)

DEFENSE

15 TACKLES

Nebraska: Marquel Dismuke (15) vs. Penn State (Nov. 14, 2020)
Opponent: Kamal Martin (15), at Minnesota (Oct. 12, 2019)

20 TACKLES

Nebraska: Lee Kunz (23), at Oklahoma (Nov. 25, 1977)
Opponent: Michael Boley (20), Southern Miss (Sept. 11, 2004)

3.0 OR MORE SACKS

Nebraska: Randy Gregory (3.0), at Michigan (Nov. 9, 2013)
Opponent: Mustaf Johnson (3.0), at Colorado (Sept. 7, 2019)

5 OR MORE TFLs

Nebraska: Cianté Evans (5), vs. Northwestern (Nov. 2, 2013)
Opponent: A.J. Epenesa (5), at Nebraska (Nov. 29, 2019)

5 PASS BREAKUPS

Nebraska: Dicaprio Bootle (5), at Michigan (Sept. 22, 2018)
Opponent: Never Happened

2 INTERCEPTIONS

Nebraska: Myles Farmer (2), at Northwestern (Nov. 7, 2020)
Opponent: Jeff Okudah (2), vs. Ohio State (Sept. 28, 2019)

MORE THAN 2 INTERCEPTIONS

Nebraska: Matt O'Hanlon (3), vs. Oklahoma (Nov. 7, 2009)
Opponent: Anthony Brown (3), at Purdue (Oct. 31, 2015)

RETURNED AN INTERCEPTION FOR A TOUCHDOWN

Nebraska: Cam Taylor-Britt (38 yds), vs. Iowa (Nov. 29, 2019)
Opponent: Chris Orr (78 yds), Wisconsin (Oct. 7, 2017)

RETURNED A FUMBLE FOR A TOUCHDOWN

Nebraska: Deontai Williams (26 yards) vs. Penn State (Nov. 14, 2020)
Opponent: Sevyn Banks (55 yards) at Ohio State (Oct. 24, 2020)

SPECIAL TEAMS**PUNT RETURN TOUCHDOWN**

Nebraska: JD Spielman (76 yds), vs. South Alabama (Aug. 31, 2019)
Opponent: Donovan Peoples-Jones (60), at Michigan (Sept. 22, 2018)

KICKOFF RETURN TOUCHDOWN

Nebraska: JD Spielman (99 yds), vs. Arkansas St. (Sept. 2, 2017)
Opponent: Ihmir Smith-Marsette (99 yds), vs. Nebraska (Nov. 29, 2019)

BLOCKED PUNT

Nebraska: Eli Sullivan (1) and Eric Lee Jr. (1), at Purdue (Nov. 2, 2019)
Opponent: Keandre Jones (1), Ohio St. (Nov. 3, 2018)

BLOCKED PUNT RETURNED FOR TOUCHDOWN

Nebraska: Justin Blatchford (25 yds), at Baylor (Oct. 31, 2009)
Opponent: Darren Rus (20 yds), Kansas (Nov. 5, 2005)

BLOCKED PUNT FOR A SAFETY

Nebraska: Marquel Dismuke (1) vs. Illinois (Nov. 10, 2018)
Opponent: Keandre Jones (1), Ohio St. (Nov. 3, 2018)

BLOCKED FIELD GOAL

Nebraska: Randy Gregory (1) vs. Minnesota (Nov. 22, 2014)
Opponent: Jalen McKie (1) & Antonio Jones-Davis, No. Ill. (Sept. 14, 2019)

BLOCKED FG RETURNED FOR TOUCHDOWN

Nebraska: Nathan Gerry (85 yds) vs. Minnesota (Nov. 22, 2014)
Opponent: Never Happened

THE LAST TIME A TEAM...**OFFENSE****300 YARDS RUSHING**

Nebraska: at Maryland, Nov. 23, 2019 (305)
Opponent: vs. Wisconsin, Nov. 16, 2019 (320)

400 YARDS RUSHING

Nebraska: vs. Illinois, Sept. 27, 2014 (458)
Opponent: at Minnesota, Nov. 11, 2017 (409)

500 YARDS RUSHING

Nebraska: at Baylor, Oct. 13, 2001 (641)
Opponent: at Wisconsin, Nov. 15, 2014 (581)

300 YARDS PASSING

Nebraska: at Illinois, Sept. 21, 2019 (327)
Opponent: at Purdue, Nov. 2, 2019 (304)

400 YARDS PASSING

Nebraska: at Wisconsin, Oct. 6, 2018 (407)
Opponent: at Northwestern, Oct. 13, 2018 (455)

500 YARDS PASSING

Nebraska: vs. Kansas State, Nov. 10, 2007 (519)
Opponent: Louisiana Tech, Aug. 29, 1998 (590)

600 YARDS OF OFFENSE

Nebraska: at Illinois, Sept. 21, 2019 (673)
Opponent: at Penn State, Nov. 18, 2017 (609)

700 YARDS OF OFFENSE

Nebraska: vs. Florida Atlantic, Aug. 30, 2014 (784 yards)
Opponent: Never accomplished

50 POINTS

Nebraska: at Maryland, Nov. 23, 2019 (Nebraska won 54-7)
Opponent: Ohio State, Oct. 24, 2020 (Ohio State won 52-17)

60 POINTS

Nebraska: vs. Idaho State, Sept. 22, 2012 (Nebraska won, 73-7)
Opponent: at Ohio State, Nov. 5, 2016 (Ohio State won 62-3)

TWO 100-YARD RUSHERS

Nebraska: vs. Minnesota, Oct. 20, 2018 (Ozigbo, Martinez, Washington)
Opponent: Illinois, Nov. 21, 2020 (Epstein, Brown)

THREE 100-YARD RUSHERS

Nebraska: vs. Minnesota, Oct. 20, 2018 (Ozigbo, Martinez, Washington)
Opponent: Wisconsin, Dec. 1, 2012 (Gordon, Ball, White)

TWO 100-YARD RECEIVERS

Nebraska: at Colorado, Sept. 7, 2019 (Washington, Spielman)
Opponent: Ohio State, Oct. 24, 2020 (Wilson, Olave)

DEFENSE**POSTED A SHUTOUT**

Nebraska: vs. Arizona, Dec. 30, 2009 (33-0)
Opponent: Arizona State, Sept. 21, 1996 (19-0)

RECORDED A DEFENSIVE SAFETY

Nebraska: vs. Arizona, Dec. 30, 2009 (33-0)
Opponent: Northern Illinois, Sept. 14, 2019 (44-8)

2 DEFENSIVE TOUCHDOWNS

Nebraska: vs. South Alabama, Aug. 31, 2019 (1 IR, 1 fumble return)
Opponent: Northern Illinois, Sept. 16, 2017 (2 interception returns)

4 INTERCEPTIONS

Nebraska: vs. Wyoming, Sept. 10, 2016 (5)
Opponent: Oregon, Sept. 9, 2017 (4)

15 TFLs

Nebraska: at Michigan, Nov. 9, 2013 (16)
Opponent: vs. Oklahoma, Dec. 4, 2010 (17)

7 OR MORE SACKS

Nebraska: vs. Colorado, Sept. 8, 2018 (7)
Opponent: vs. Oklahoma, Dec. 4, 2010 (7)

15 PASS BREAKUPS

Nebraska: Kansas, Oct. 2, 2004 (17)
Opponent: Never Happened

MISCELLANEOUS**SAFETY OF ANY KIND**

Nebraska: Blocked Punt vs. Illinois (Nov. 10, 2018)
Opponent: Tackle for Loss, vs. Northern Illinois (Sept. 14, 2019)

WAS NOT PENALIZED

Nebraska: vs. Maine, Sept. 3, 2005
Opponent: Iowa, Sept. 4, 1999

OVERCAME A HALFTIME DEFICIT TO WIN

Nebraska: at Illinois, Sept. 21, 2019 (trailed, 21-14, won 42-38)
Opponent: Indiana, Oct. 26, 2019 (trailed, 21-16, won 38-31)

WON WHEN TRAILING AFTER 3 QUARTERS

Nebraska: at Illinois, Sept. 21, 2019 (trailed 35-27, won 42-38)
Opponent: Colorado, Sept. 7, 2019 (trailed, 17-7, won 34-31 in OT)

OVERTIME GAME

at Colorado, Sept. 7, 2019 (Colorado won 34-31)

NEBRASKA OVERTIME WIN

at Iowa, Nov. 28, 2014 (Nebraska won 37-34)

NUMERICAL ROSTER

NO.	NAME	POS.
1	Wan'Dale Robinson	WR
2	Adrian Martinez	QB
2	Caleb Tannor	OLB
3	Will Honas	ILB
3	Jamie Nance	WR
4	Alante Brown	WR
4	Keem Green	DL
5	Omar Manning	WR
5	Cam Taylor-Britt	CB
6	Marcus Fleming	WR
6	Quinton Newsome	CB
7	Dicaprio Bootle	CB
7	Luke McCaffrey	QB
8	Logan Smothers	QB
8	Deontai Williams	S
9	Marquel Dismuke	S
10	Jackson Hannah	ILB
10	Demariyon Houston	WR
11	Austin Allen	TE
11	Braxton Clark	CB
12	Tamon Lynam	CB
12	Will Nixon	WR
13	JoJo Domann	OLB
14	Rahmir Johnson	RB
14	Brayden Miller	QB
15	Zavier Betts	WR
16	Nadab Joseph	CB
17	Ty Hahn	WR
18	Myles Farmer	S
18	Matt Masker	QB
19	Barron Miles Jr.	WR
21	Noa Pola-Gates	S
22	Cooper Jewett	RB
22	Eteva Mauga-Clements	ILB
23	Isaac Gifford	S
23	Jaquez Yant	RB
24	Blaise Gunnerson	OLB
24	Marvin Scott III	RB
25	Zach Schlager	ILB
25	Ronald Thompkins	RB
26	Dedrick Mills	RB
28	Sevion Morrison	RB
28	Luke Reimer	ILB
29	Bennett Folkers	WR
29	Ashton Hausmann	DB
30	Brody Belt	WR
30	Sami Khawja	P
31	Collin Miller	ILB
31	Zach Weinmaster	RB
32	Niko Cooper	OLB
32	Ryan Novosel	PK
33	Connor Culp	PK
33	Javin Wright	S
34	Simon Otte	OLB
34	Beau Psenick	RB
35	Jimari Butler	OLB
35	Trevin Luben	RB
36	Christian Banker	WR
36	Chase Contreras	PK
37	Isaiah Harris	RB
37	Phalen Sanford	CB
38	Damian Jackson	OLB
39	Bradley Bunner	CB
39	Garrett Hustedt	ILB
40	Daniel Cerni	P
40	Darius Moore	DB
40	Brian Perez	TE
41	Elliott Brown	WR
41	Garrett Snodgrass	ILB
42	Broc Douglass	WR
42	Nick Henrich	OLB
43	Mason Nieman	S
43	Connor Ruth	RB
44	Garrett Nelson	OLB
45	David Alston	OLB
45	Ty Chaffin	WR
46	John Goodwin	TE

2020 NEBRASKA FOOTBALL ROSTER

NO.	NAME	POS.	HT.	WT.	YR.	HOMETOWN (HIGH SCHOOL/COLLEGE)
84	Algarin, Matthias	WR	6-0	170	Fr.	Pierz, Minn. (Pierz)
11	** Allen, Austin	TE	6-8	260	Jr.	Aurora, Neb. (Aurora)
45	Alston, David	OLB	6-4	235	So.	Saint Paul, Minn. (Woodbury)
72	Anderson, Matthew	OL	6-6	255	RFr.	Leesville, La. (Leesville)
50	Archer, Jake	ILB	6-0	215	So.	Omaha, Neb. (Skutt Catholic)
73	* Bando, Broc	OL	6-5	315	Jr.	Lincoln, Neb. (IMG Academy [Fla.])
36	Banker, Christian	WR	6-0	190	Jr.	Omaha, Neb. (Skutt Catholic)
74	Banks, Brant	OL	6-7	305	RFr.	Houston, Texas (Westbury Christian)
55	Banks, Brig	LS	6-3	245	Jr.	Houston, Texas (St. Thomas HS/Henderson State)
66	Bayless, Bladen	OL	6-3	260	Fr.	Beatrice, Neb. (Beatrice)
30	* Belt, Brody	WR	5-8	185	So.	Omaha, Neb. (Millard West)
54	Benhart, Bryce	OL	6-9	330	RFr.	Lakeville, Minn. (Lakeville North)
15	Betts, Zavier	WR	6-2	200	Fr.	Bellevue, Neb. (West)
96	Black, Marquis	DL	6-4	310	Fr.	McDonough, Ga. (Eagle's Landing Christian Academy)
59	Boerkircher, Ian	OL	6-6	275	So.	Aurora, Neb. (Aurora/Nebraska-Kearney)
49	Boerkircher, Nate	TE	6-4	220	Fr.	Aurora, Neb. (Aurora)
7	*** Bootle, Dicaprio	CB	5-10	195	Sr.	Miami, Fla. (Southridge)
73	Brannen, Baylor	DL	6-4	260	Fr.	Omaha, Neb. (Millard West)
4	Brown, Alante	WR	5-11	190	Fr.	Chicago, Ill. (Simeon/St. Thomas More [Conn.] Prep)
41	Brown, Elliott	WR	6-1	180	Fr.	Omaha, Neb. (Elkhorn South)
80	Bubak, Jared	TE	6-5	245	Sr.	Lincoln, Neb. (Christian/Arizona State)
85	Bullock, John	OLB	6-1	215	RFr.	Omaha, Neb. (Creighton Prep)
39	Bunner, Bradley	CB	6-0	190	Jr.	Clarkson, Neb. (Clarkson)
35	Butler, Jimari	OLB	6-5	230	Fr.	Mobile, Ala. (Murphy)
58	Cassidy, Chris	ILB	6-1	225	So.	Lincoln, Neb. (Pius X)
40	Cerni, Daniel	P	6-4	220	Fr.	Canberry, Australia (Prokick Australia)
45	Chaffin, Ty	WR	6-5	215	Sr.	Burwell, Neb. (Burwell)
11	* Clark, Braxton	CB	6-4	210	So.	Orlando, Fla. (Dr. Phillips)
79	Conn, Alex	OL	6-6	300	Fr.	Derby, Kan. (Derby)
36	Contreras, Chase	PK	6-1	180	So.	Missouri Valley, Iowa (Missouri Valley/Iowa Western CC)
32	Cooper, Niko	OLB	6-5	225	So.	Memphis, Tenn. (Douglas/Hutchinson [Kan.] CC)
69	Corcoran, Turner	OL	6-6	300	Fr.	Lawrence, Kan. (Free State)
96	Crawford, Tyler	PK	5-10	175	Fr.	Broken Arrow, Okla. (Broken Arrow)
33	Culp, Connor	PK	5-10	190	Sr.	Phoenix, Ariz. (Desert Vista/LSU)
93	** Daniels, Damion	DL	6-3	335	Jr.	Dallas, Texas (Bishop Dunne)
95	Detlefsen, Grant	P	6-3	210	RFr.	Lincoln, Neb. (Southeast)
9	*** Dismuke, Marquel	S	6-2	215	Sr.	Compton, Calif. (Calabasas)
13	*** Domann, JoJo	OLB	6-1	230	Sr.	Colorado Springs, Colo. (Pine Creek)
42	Douglass, Broc	WR	6-0	160	Fr.	Grand Island, Neb. (Grand Island)
88	Falck, Levi	WR	6-2	205	Sr.	Circle Pines, Minn. (Centennial/South Dakota)
18	* Farmer, Myles	S	6-3	205	RFr.	Atlanta, Ga. (Westlake)
71	*** Farniok, Matt	OL	6-6	330	Sr.	Sioux Falls, S.D. (Washington)
68	Farniok, Will	OL	6-3	295	So.	Sioux Falls, S.D. (Washington)
82	Feist, Colton	DL	6-2	280	So.	Yutan, Neb. (Yutan)
6	Fleming, Marcus	WR	5-10	170	Fr.	Miami, Fla. (Northwestern)
29	Folkers, Bennett	WR	6-2	205	So.	Gothenburg, Neb. (Gothenburg)
78	Fritzsche, Jimmy	OL	6-7	290	RFr.	Greenville, S.C. (Greenville)
65	*** Gaylor, Christian	OL	6-6	310	Sr.	Baldwin City, Kan. (Baldwin City)
23	Gifford, Isaac	S	6-1	205	Fr.	Lincoln, Neb. (Southeast)
46	Goodwin, John	TE	6-2	255	RFr.	Lincoln, Neb. (Lincoln High)
89	Graham, Jamin	DL	6-4	245	RFr.	Attalla, Ala. (Etowah)
4	Green, Keem	DL	6-5	320	Jr.	Sumter, S.C. (Sumter/Highlands [Kan.] CC)
24	Gunnerson, Blaise	OLB	6-6	245	Fr.	Carroll, Iowa (Kuemper Catholic)
47	Guzman, Tyson	S	6-3	210	RFr.	Omaha, Neb. (Westside)
17	Hahn, Ty	WR	6-2	195	Fr.	Johnson, Neb. (Johnson-Brock)
10	Hannah, Jackson	ILB	6-3	220	RFr.	Nashville, Tenn. (Montgomery Bell Academy)
37	Harris, Isaiah	RB	5-9	190	Fr.	Omaha, Neb. (Millard South)
29	Hausmann, Ashton	DB	6-0	205	Fr.	Roca, Neb. (Norris)
93	Heins, Gabe	PK	6-0	185	RFr.	Kearney, Neb. (Kearney)
42	Henrich, Nick	LB	6-4	225	RFr.	Omaha, Neb. (Burke)
80	Herbek, Jacob	DL	6-5	260	RFr.	Grand Island, Neb. (Central Catholic)
87	* Hickman, Chris	WR	6-6	215	RFr.	Omaha, Neb. (Burke)
75	* Hixson, Trent	OL	6-4	320	Jr.	Omaha, Neb. (Skutt Catholic)
3	* Honas, Will	ILB	6-1	230	Sr.	Wichita, Kan. (Bishop Carroll/Butler CC)
10	Houston, Demariyon	WR	6-0	185	RFr.	Oklahoma City, Okla. (Millwood)
39	Hustedt, Garrett	ILB	6-2	230	RFr.	Omaha, Neb. (Mount Michael Benedictine)
72	Hutmacher, Nash	DL	6-5	330	Fr.	Oacoma, S.D. (Chamberlain)
47	Jablonski, Austin	WR	6-2	215	RFr.	Lincoln, Neb. (Pius X)
38	Jackson, Damian	OLB	6-2	275	Jr.	Las Vegas, Nev. (Shadow Ridge)
76	*** Jaimes, Brenden	OL	6-6	300	Sr.	Austin, Texas (Lake Travis)
22	Jewett, Cooper	RB	5-10	190	RFr.	Omaha, Neb. (Elkhorn South)
14	* Johnson, Rahmir	RB	5-10	185	RFr.	Oradell, N.J. (Bergen Catholic)
16	Joseph, Nadab	CB	6-2	190	So.	Miami, Fla. (Noland/Independence [Kan.] CC)
51	* Jurgens, Cameron	OL	6-3	290	So.	Beatrice, Neb. (Beatrice)
30	Khawja, Sami	P	5-11	165	Fr.	Danville, Calif. (IMG Academy [Fla.])
51	Klover, Braden	ILB	6-1	225	Fr.	Wymore, Neb. (Southern)
81	Leader, Nick	OLB	6-1	205	RFr.	Lincoln, Neb. (Southwest)
85	Liewer, Wyatt	WR	6-3	195	So.	O'Neill, Neb. (O'Neill)
90	Lingenfelter, Ben	DL	6-4	290	Jr.	Cherokee, Iowa (Washington)
35	Luben, Trevin	RB	6-0	195	Fr.	Wahoo, Neb. (Wahoo)
77	Lynn, Michael	OL	6-6	290	RFr.	Greenwood Village, Colo. (Cherry Hills)
12	Lynam, Tamon	CB	6-2	180	Fr.	Orlando, Fla. (Evans)
5	Manning, Omar	WR	6-4	225	Jr.	Lancaster, Texas (Lancaster/TCU/Kilgore CC)
89	Martin, Oliver	WR	6-1	200	Jr.	Coralville, Iowa (Iowa City West/Michigan/Iowa)
2	** Martinez, Adrian	QB	6-2	220	Jr.	Fresno, Calif. (Clovis West)
18	Masker, Matt	QB	6-1	220	So.	Kearney, Neb. (Kearney Catholic)
22	Mauga-Clements, Eteva	ILB	6-2	220	Jr.	Pleasant Hill, Calif. (College Park/Diablo Valley CC)
7	* McCaffrey, Luke	QB	6-2	200	RFr.	Highlands Ranch, Colo. (Valor Christian)
48	* McCallum, Lane	S	6-2	220	Jr.	Norfolk, Neb. (Norfolk/Air Force)

59	McCormack, Caden	ILB	6-0	235	RFr.	Lincoln, Neb. (Southwest)
71	Menning, Keegan	OL	6-4	330	Fr.	Fremont, Neb. (Fremont)
19	Miles Jr., Barron	WR	6-0	170	Fr.	Montreal, Quebec, Canada (Chandler[Ariz.]
14	Miller, Brayden	QB	6-1	210	RFr.	Kearney, Neb. (Kearney)
31	Miller, Collin	ILB	6-3	240	Sr.	Fishers, Ind. (Hamilton Southeastern)
66	Miller, Ezra	OL	6-6	325	RFr.	Holstein, Iowa (Ridge View/Iowa)
26	* Mills, Dedrick	RB	5-11	220	Sr.	Waycross, Ga. (Ware County/Georgia Tech/Garden City [Kan.] CC)
57	Monin, Drew	ILB	6-1	240	Fr.	Atlanta, Ga. (Avon Old Farms [Conn.]
40	Moore, Darius	DB	6-1	185	Jr.	Tiffin, Iowa (Clear Creek Amana/Iowa Western CC)
28	Morrison, Sevion	RB	6-0	210	Fr.	Tulsa, Okla. (Edison)
53	Moses, Riley	OL	6-2	315	RFr.	Fairmont, Neb. (Fillmore Central)
94	Mueller, Cade	LS	6-0	215	So.	Gretna, Neb. (Gretna)
3	Nance, Jamie	WR	6-0	180	RFr.	Blanchard, Okla. (Blanchard)
44	* Nelson, Garrett	OLB	6-3	240	So.	Scottsbluff, Neb. (Scottsbluff)
52	Newsom, Mosai	DL	6-4	285	RFr.	Waverly, Iowa (Waverly-Shell Rock)
6	* Newsome, Quinton	CB	6-2	180	So.	Suwanee, Ga. (North Gwinnett)
43	Nieman, Mason	S	6-3	200	Fr.	Waverly, Neb. (Waverly)
12	Nixon, Will	WR	5-11	185	Fr.	Waco, Texas (Midway)
63	Nouili, Nouredin	OL	6-4	320	So.	Frankfurt, Germany (Norris/Colorado State)
32	Novosel, Ryan	PK	6-0	160	Fr.	Wilmette, Ill. (New Trier Township)
34	* Otte, Simon	OLB	6-1	205	So.	York, Neb. (York)
49	Payne, Pheldarius	OLB	6-3	260	Jr.	Suffolk, Va. (Nansemond River/Lackawanna [Penn.] CC)
40	Perez, Brian	TE	6-3	230	Sr.	Hartley, Iowa (Hartley-Melvin-Sanborn HS/Iowa Western CC)
91	Pieper, Cameron	LS	6-3	250	So.	Lincoln, Neb. (Southwest)
57	Piper, Ethan	OL	6-4	300	RFr.	Norfolk, Neb. (Norfolk Catholic)
21	Pola-Gates, Noa	S	5-11	180	RFr.	Gilbert, Ariz. (Williams Field)
90	* Przystup, William	P	6-4	250	So.	Oviedo, Fla. (Oviedo HS/Michigan State)
34	Psencik, Beau	RB	6-0	200	Fr.	Houston, Texas (Lutheran South Academy)
82	** Rafdal, Kurt	TE	6-7	245	Jr.	Carmel, Ind. (Carmel)
28	* Reimer, Luke	ILB	6-1	220	So.	Lincoln, Neb. (North Star)
84	Richter, Eli	OLB	6-4	240	RFr.	Kearney, Neb. (Kearney Catholic)
87	Riley, Jordon	DL	6-6	330	Jr.	New Bern, N.C. (Riverside/North Carolina/Garden City [Kan.] CC)
99	Robinson, Ty	DL	6-6	310	RFr.	Gilbert, Ariz. (Higley)
1	* Robinson, Wan'Dale	WR	5-10	185	So.	Frankfort, Ky. (Western Hills)
98	* Rogers, Casey	DL	6-4	300	So.	Syracuse, N.Y. (Westhill/Avon Old Farms [Conn.]
43	Ruth, Connor	RB	5-11	225	So.	Malcolm, Neb. (Seward/Northwest Missouri State)
46	Ruth, Corbin	RB	6-0	220	Jr.	Benkelman, Neb. (Dundy County-Stratton/Hastings College)
37	Sanford, Phalen	CB	6-0	190	So.	McCook, Neb. (McCook/Colorado State)
25	Schlager, Zach	ILB	6-0	220	So.	Norfolk, Neb. (Norfolk)
54	Schommer, Ryan	OLB	6-4	260	So.	Daytona Beach, Fla. (Spruce Creek)
24	Scott III, Marvin	RB	5-9	200	Fr.	Watkinsville, Ga. (Oconee County)
83	Shurtleff, Sam	OLB	6-3	220	RFr.	Cincinnati, Ohio (Kings)
70	* Sichterman, Matt	OL	6-4	315	Jr.	Fremont, Neb. (Archbishop Bergan)
76	Simonson, Eli	OL	6-5	295	Fr.	Muscle Shoals, Ala. (Muscle Shoals)
8	Smothers, Logan	QB	6-2	190	Fr.	York, Neb. (York)
41	Snodgrass, Garrett	ILB	6-3	225	RFr.	York, Neb. (York)
62	Stafursky, Noah	OL	6-3	340	RFr.	Ashland, Neb. (Ashland-Greenwood)
95	*** Stille, Ben	DL	6-5	295	Sr.	Lone Tree, Colo. (Regis Jesuit)
86	*** Stoll, Jack	TE	6-4	260	Sr.	Omaha, Neb. (Westside)
56	Tagge, Grant	ILB	6-2	195	Fr.	Stone Mountain, Ga. (Miller Grove)
2	** Tannor, Caleb	OLB	6-2	230	Jr.	Montgomery, Ala. (Park Crossing)
5	** Taylor-Britt, Cam	CB	6-0	205	Jr.	Mustang, Okla. (Mustang)
97	** Thomas, Deontre	DL	6-3	295	Jr.	Loganville, Ga. (Grayson)
25	Thompkins, Ronald	RB	5-11	195	RFr.	Springfield, Mo. (Kickapoo/Rutgers)
83	Vokolek, Travis	TE	6-6	260	Jr.	Lincoln, Neb. (East)
55	Walker, Chris	DL	6-6	300	Jr.	Scottsdale, Ariz. (Desert Mountain)
81	** Warner, Kade	WR	6-1	210	Jr.	Loveland, Colo. (Loveland)
31	Weinmaster, Zach	RB	5-11	190	RFr.	Parker, Colo. (Legend)
92	Wildeman, Tate	DL	6-5	290	So.	Jacksonville, Fla. (Trinity Christian Academy/ Jones County [Miss.] CC)
8	* Williams, Deontai	S	6-1	205	Sr.	Lee's Summit, Mo. (Lee's Summit West)
56	*** Wilson, Boe	OL	6-3	300	Sr.	Grand Blanc, Mich. (Grand Blanc Community)
96	Witucki, Camden	LS	6-3	220	RFr.	Chandler, Ariz. (Hamilton)
33	Wright, Javin	S	6-3	205	Fr.	Tallahassee, Fla. (Amos P. Godby)
23	Yant, Jaquez	RB	6-2	225	Fr.	

Lettermen in Bold; *Indicates Letters Earned

NUMERICAL ROSTER

46	Corbin Ruth	RB
47	Tyson Guzman	S
47	Austin Jablonski	WR
48	Lane McCallum	S
49	Nate Boerkircher	TE
49	Pheldarius Payne	OLB
50	Jake Archer	ILB
51	Cameron Jurgens	OL
51	Braden Klover	ILB
52	Mosai Newsom	DL
53	Riley Moses	OL
54	Bryce Benhart	OL
54	Ryan Schommer	OLB
55	Brig Banks	LS
55	Chris Walker	DL
56	Grant Tagge	ILB
56	Boe Wilson	OL
57	Drew Monin	ILB
57	Ethan Piper	OL
58	Chris Cassidy	ILB
59	Ian Boerkircher	OL
59	Caden McCormack	ILB
62	Noah Stafursky	OL
63	Nouredin Nouili	OL
65	Christian Gaylor	OL
66	Bladen Bayless	OL
66	Ezra Miller	OL
68	Will Farniok	OL
69	Turner Corcoran	OL
70	Matt Sichterman	OL
71	Matt Farniok	OL
71	Keegan Menning	OL
72	Matthew Anderson	OL
72	Nash Hutmacher	DL
73	Broc Bando	OL
73	Baylor Brannen	DL
74	Brant Banks	OL
75	Trent Hixson	OL
76	Brenden Jaimes	OL
76	Eli Simonson	OL
77	Michael Lynn	OL
78	Jimmy Fritzsche	OL
79	Alex Conn	OL
80	Jared Bubak	TE
80	Jacob Herbek	DL
81	Nick Leader	OLB
81	Kade Warner	WR
82	Colton Feist	DL
82	Kurt Rafdal	TE
83	Sam Shurtleff	OLB
83	Travis Vokolek	TE
84	Matthias Algarin	WR
84	Eli Richter	OLB
85	John Bullock	OLB
85	Wyatt Liewer	WR
86	Jack Stoll	TE
87	Chris Hickman	WR
87	Jordon Riley	DL
88	Levi Falck	WR
89	Jamin Graham	DL
89	Oliver Martin	WR
90	Ben Lingenfelter	DL
90	William Przystup	P
91	Cameron Pieper	LS
92	Tate Wildeman	DL
93	Damion Daniels	DL
93	Gabe Heins	PK
94	Cade Mueller	LS
95	Grant Detlefsen	P
95	Ben Stille	DL
96	Marquis Black	DL
96	Tyler Crawford	PK
96	Camden Witucki	LS
97	Deontre Thomas	DL
98	Casey Rogers	DL
99	Ty Robinson	DL

PRONUNCIATION GUIDE

Jared Bubak..... BOO-bock
 Ty Chaffin CHAFF-inn
 Turner Corcoran..... CORK-uh-rinn
 Marquel Dismuke..... marr-KELL diss-MUKE
 Levi Falck..... FAULK
 Matt/Will Farniok..... far-NEE-uck
 Colton Feist..... FEAST
 Tyson Guzman..... GUZZ-munn
 Nick HenrichHEN-ritch
 Nash Hutmacher HUT-make-urr
 Will Honas.....HO-nuss
 Brenden Jaimes HYME-iss
 Nadab Joseph NAY-dab
 Sami Khavja..... KWA-juh

Tamon Lynam..... tuh-MAWN
 Eteva Mauga-Clements... eh-TEE-vuh MAW-guh
 Dedrick Mills DEED-rick
 Sevion Morrison..... SAY-vee-un
 Mosai Newsom..... mo-SIGH
 Nouredin NouiliNAIR-id-in new-ILL-ee
 Simon Otte..... OAT-ee
 Cameron Pieper..... PIPE-urr
 William PrzystupPRISS-tup
 Ryan Schommer SHOME-urr
 Ben Stille STILL-ee
 Jack Stoll STOLE
 Travis Vokolek VOKE-uh-leck
 Tate Wildeman WILL-deh-munn

2020 NEBRASKA GAME-BY-GAME STARTERS

OFFENSIVE STARTING LINEUPS

OPPONENT	WR	WR	WR	TE	RT	RG	C	LG	LT	QB	RB	PK
Ohio State	Warner	Falck	W. Robinson	Stoll	Benhart	M. Farniok	Jurgens	Wilson	Jaimes	Martinez	Mills	Culp
Northwestern	Warner	Falck	W. Robinson	Allen	Benhart	Wilson	M. Farniok	Piper	Jaimes	Martinez	Mills	Culp
Penn State	Warner	Brown	W. Robinson	Allen	Benhart	M. Farniok	Jurgens	Piper	Jaimes	McCaffrey	Mills	Culp
Illinois	Warner	Falck	W. Robinson	Allen	Benhart	M. Farniok	Jurgens	Piper	Jaimes	McCaffrey	Scott III	Culp
Iowa	Betts	Martin	Vokolek*	Allen	Benhart	M. Farniok	Jurgens	Piper	Jaimes	Martinez	W. Robinson	Culp
Purdue												
Minnesota												

*Nebraska opened with two tight ends

DEFENSIVE STARTING LINEUPS

OPPONENT	DE	NG	DE	OLB	ILB	ILB	OLB	CB	S	S	CB	P
Ohio State	T. Robinson	Daniels	Stille	Nelson	Miller	Honas	Domann	Bootle	Dismuke	Williams	Taylor-Britt	Przystup
Northwestern	Rogers	Tannor*	Stille	Nelson	Miller	Reimer	Domann	Bootle	Dismuke	Farmer	Newsome	Przystup
Penn State	T. Robinson	Tannor*	Stille	Nelson	Miller	Honas	Domann	Bootle	Dismuke	Williams	Taylor-Britt	Przystup
Illinois	T. Robinson	Daniels	Stille	Nelson	Miller	Honas	Domann	Bootle	Dismuke	Williams	Taylor-Britt	Przystup
Iowa	T. Robinson	Daniels	Stille	Nelson	Reimer	Honas	Domann	Bootle	Dismuke	Williams	Taylor-Britt	Przystup
Purdue												
Minnesota												

*Nebraska opened with five linebackers

2020 NEBRASKA PLAYER PARTICIPATION

PLAYER, POS.	GP	GS	PLAYER, POS.	GP	GS	PLAYER, POS.	GP	GS
Austin Allen, TE	5	4	Damian Jackson, OLB	3	0	Marvin Scott III, RB	4	1
Broc Bando, OL	5	0	Brenden Jaimes, OL	5	5	Matt Sichterman, OL	5	0
Brant Banks, OL	4	0	Rahmir Johnson, RB	3	0	Garrett Snodgrass, ILB	5	0
Brody Belt, WR	5	0	Nadab Joseph, CB	1	1	Ben Stille, DL	5	5
Bryce Benhart, OL	5	5	Cameron Jurgens, OL	4	4	Jack Stoll, TE	4	1
Zavier Betts, WR	4	1	Wyatt Liewer, WR	5	0	Caleb Tannor, OLB	5	2
Dicaprio Bootle, CB	5	5	Tamon Lynam, CB	4	0	Cam Taylor-Britt, CB	5	4
Alante Brown, WR	5	1	Omar Manning, WR	1	0	Deontre Thomas, DL	2	0
Niko Cooper, OLB	4	0	Oliver Martin, WR	2	1	Ronald Thompkins, RB	2	0
Turner Corcoran, OL	2	0	Adrian Martinez, QB	4	3	Travis Vokolek, TE	5	1
Tyler Crawford, PK	1	0	Eteva Mauga-Clements, ILB	4	0	Kade Warner, WR	5	4
Connor Culp, PK	5	5	Luke McCaffrey, QB	5	2	Tate Wildeman, DL	2	0
Damion Daniels, DL	5	3	Collin Miller, ILB	4	4	Deontai Williams, S	5	4
Ronald Delancy III, CB	3	0	Dedrick Mills, RB	3	3	Boe Wilson, OL	4	2
Marquel Dismuke, S	5	5	Cade Mueller, LS	5	0			
JoJo Domann, OLB	5	5	Garrett Nelson, OLB	5	5			
Levi Falck, WR	5	3	Quinton Newsome, CB	5	1			
Myles Farmer, S	5	1	Simon Otte, OLB	5	0			
Matt Farniok, OL	5	5	Pheldarius Payne, OLB	5	0			
Will Farniok, OL	1	0	Cameron Pieper, LS	5	0			
Colton Feist, DL	1	0	Ethan Piper, OL	5	4			
Marcus Fleming, WR	4	0	Noa Pola-Gates, S	5	0			
Christian Gaylord, OL	5	0	William Przystup, P	5	0			
Isaac Gifford, S	5	0	Kurt Rafdal, TE	5	0			
Keem Green, DL	4	0	Luke Reimer, ILB	4	2			
Nick Henrich, LB	5	0	Jordon Riley, DL	4	0			
Chris Hickman, WR	4	0	Ty Robinson, DL	5	4			
Trent Hixson, OL	1	0	Wan'Dale Robinson, WR	5	5			
Will Honas, ILB	4	4	Casey Rogers, DL	5	1			



AUSTIN ALLEN #11

6-8 | 250 | JR. | TE
AURORA, NEB.

CAREER HONORS

- 2-Time Academic All-Big Ten
- 6-Time Nebraska Scholar-Athlete Honor Roll
- Sam Foltz 27 Hero Leadership Award (2020)
- 3-Time Brook Berringer Citizenship Team
- 3-Time Tom Osborne Citizenship Team

PERSONAL NOTES

- His father Andrew was a Husker walk-on in 1981

SEASON HIGHLIGHTS

- Has set career highs with 14 receptions and 169 receiving yards, eclipsing his career totals entering the year in both categories
- Ranks 2nd on the team in receptions and receiving yards
- Caught two passes for 30 yards at Ohio State, tying his career high in receptions
- Had a 26-yard reception that was the third-longest catch of his career and Nebraska's longest reception of the game at Ohio State
- Added a 25-yard reception as part of a two-catch day at Northwestern
- Made a then-career-high three catches for 39 yards against Penn State
- Hauled in a catch of at least 25 yards for the third straight game
- Finished with career highs of five catches and 43 receiving yards against Illinois
- Became the first Husker tight end to have four consecutive games with 25 or more receiving yards since 2010
- Made it five straight games with at least 25 receiving yards with two catches for 28 yards at Iowa, including a spectacular sideline catch

GAME-BY-GAME

OPPONENT	REC.	YDS	TD	LONG
at Ohio St.	2	30	0	26
at Northwestern	2	29	0	25
Penn St.	3	39	0	25
Illinois	5	43	0	12
at Iowa	2	28	0	23
at Purdue				
Minnesota				

CAREER STATS

YEAR	G/S	REC.	YDS	Y/R	Y/G	TD
2017						
Redshirt						
2018	12/0	2	54	27.0	4.5	0
2019	12/5	7	83	11.9	6.9	0
2020	5/4	14	169	12.1	33.8	0
TOTAL	29/9	23	306	13.3	10.6	0

RUSHING: 1 att., 2 yds, 0 TDs

CAREER HIGHS

Receptions	5 vs. Illinois (2020)
Receiving Yards	43 vs. Illinois (2020)
Receiving Touchdowns	none
Long Reception	41 at Ohio St. (2018)



BRYCE BENHART #54

6-9 | 295 | R-FR. | OL
LAKEVILLE, MINN.

CAREER HONORS

- 2-Time Nebraska Scholar-Athlete Honor Roll

CAREER NOTES

- Played in three games while redshirting in 2019, becoming the 12th true freshman offensive lineman to play in a game at Nebraska

SEASON HIGHLIGHTS

- Has started every game at right tackle, including making the first start of his career at Ohio State

CAREER STATS

- **Games:** 8 (3 in 2019; 5 in 2020)
- **Starts:** 5 (5 in 2020)



ZAVIER BETTS #15

6-2 | 200 | FR. | WR
OMAHA, NEB.

CAREER NOTES

- Highest rated Nebraska high school recruit by Rivals (No. 59) since 2008

SEASON HIGHLIGHTS

- Ranks 3rd on the team in receiving yards despite not playing in the season opener
- Made his career debut at Northwestern, catching two passes for 17 yards
- Caught two passes and led Nebraska with 54 receiving yards against Penn State
- Had a 45-yard touchdown reception for his first career touchdown, which is the longest catch by a Husker this season
- Caught a 9-yard pass against Illinois
- Had a 15-yard reception in his first career start at Iowa

GAME-BY-GAME

OPPONENT	REC.	YDS	TD	LONG
at Ohio St.				
-Did Not Play-				
at Northwestern	2	17	0	12
Penn St.	2	54	1	45
Illinois	1	9	0	9
at Iowa	1	15	0	15
at Purdue				
Minnesota				

CAREER STATS

YEAR	G/S	REC.	YDS	Y/R	Y/G	TD
2020	4/1	6	95	15.8	23.8	1

CAREER HIGHS

Receptions	2 twice
Receiving Yards	54 vs. Penn St. (2020)
Receiving Touchdowns	1 vs. Penn St. (2020)
Long Reception	45 vs. Penn St. [TD] (2020)



DICAPRIO BOOTLE #7

5-10 | 195 | SR. | CB
MIAMI, FLA.

CAREER HONORS

- Team Captain (2020)
- Third-Team All-Big Ten (2018)
- Honorable-Mention All-Big Ten (2019)
- NU Defensive Back of the Year (2018, 2019)
- Academic All-Big Ten (2017)
- 3-Time Nebraska Scholar-Athlete Honor Roll
- 2-Time Brook Berringer Citizenship Team
- 2-Time Tom Osborne Citizenship Team

PERSONAL NOTES

- Earned his degree in management in December of 2019

CAREER NOTES

- Started 29 consecutive games (25 at CB; 4 at S)
- Ranked 9th nationally in pass breakups (15) in 2018 and 2nd in school history
- 23 career pass breakups are 10th in NU history

SEASON HIGHLIGHTS

- Had Nebraska's lone pass breakup of the game at Ohio State
- Made five tackles at Northwestern, when the Huskers allowed fewer than 170 passing yards
- Had two tackles and a breakup vs. Penn State
- Notched his 100th career tackle vs. Illinois
- Recorded his first career interception at Iowa

GAME-BY-GAME

OPPONENT	UT-AT-TT	TFL-YD	PBU	INT
at Ohio St.	5-0-5	0.0-0	1	0
at Northwestern	3-2-5	0.0-0	0	0
Penn St.	2-0-2	0.0-0	1	0
Illinois	1-3-4	0.0-0	0	0
at Iowa	1-0-1	0.0-0	0	1
at Purdue				
Minnesota				

CAREER TACKLE STATS

YEAR	G/S	UT	AT	TT	TFL-YD	SCK-YD
2016		Redshirt				
2017	12/1	11	4	15	1-1	0.0-0
2018	12/12	26	13	39	0-0	0.0-0
2019	12/12	17	14	31	0-0	0.0-0
2020	5/5	12	5	17	0-0	0.0-0
TOTAL	41/30	66	36	102	1.0-1	0.0-0

CAREER MISCELLANEOUS STATS

YEAR	FF	FR	PBU	INT	QBH	BLK
2016	Redshirt					
2017	0	0	0	0	0	0
2018	1	0	15	0	0	0
2019	1	0	6	0	1	0
2020	0	0	2	1	1	0
TOTAL	2	0	23	1	2	0

CAREER HIGHS

Tackles	7 vs. Purdue (2018)
TFLs	1 vs. Ohio St. (2017)
Interceptions	1 at Iowa (2020)
Breakups	5 at Michigan (2018)



ALANTE BROWN #4

5-11 | 190 | FR. | WR
CHICAGO, ILL.

CAREER NOTES

- No. 1 prep school player in 2020 recruiting class

SEASON HIGHLIGHTS

- Has played wide receiver in every game as a true freshman and is also Nebraska's leader in kickoff returns (5) and kickoff return yards (101)
- Caught one pass for 16 yards in his Husker debut at Ohio State
- Made his first career start against Penn State but did not have a catch
- Returned three kickoffs for 63 yards vs. Illinois
- Had an 18-yard carry and returned two kickoffs for 38 yards at Iowa

GAME-BY-GAME

OPPONENT	REC.	YDS	TD	LONG
at Ohio St.	1	16	0	16
at Northwestern	0	0	0	-
Penn St.	0	0	0	-
Illinois	0	0	0	-
at Iowa	0	0	0	-
at Purdue				
Minnesota				

CAREER STATS

YEAR	G/S	REC.	YDS	Y/R	Y/G	TD
2020	5/1	1	16	16.0	3.2	0

KICKOFF RETURNS: 5 ret., 101 yds, 0 TDs
RUSHING: 1 carry for 18 yards at Iowa (2020)

CAREER HIGHS

Receptions	1 at Ohio St. (2020)
Receiving Yards	16 at Ohio St. (2020)
Receiving Touchdowns	none
Long Reception	16 at Ohio St. (2020)



CONNOR CULP #33

5-10 | 190 | SR. | PK
PHOENIX, ARIZ.

CAREER HONORS

- SEC Special Teams Player of the Week (2017 at LSU)

PERSONAL NOTES

- Earned his degree in general business from LSU in December of 2019

CAREER NOTES

- Graduate transfer from LSU (2016-19)
- Member of LSU's 2019 national title team
- Tigers' starting place-kicker in 2017

SEASON HIGHLIGHTS

- Leads the Big Ten and ranks 9th nationally in field goals per game (1.8)
- Leads the Big Ten and ranks 13th nationally in field goal percentage (90.0)
- Has handled all of Nebraska's field goals, PAT and kickoff duties
- Started and made both of his extra points and a 22-yard field goal in his Husker debut at Ohio State
- Also had four kickoffs, allowing only two returns for just 14 yards
- Connected on 2-of-3 field goals at Northwestern and had two touchbacks on four kickoffs
- Was perfect on his five kicks against Penn State (3-of-3 FGs; 2-of-2 PATs)
- Had two touchbacks and limited PSU to an average of 12.8 yards on four kickoff returns
- Made a 30-yard field goal vs. Illinois
- Was 2-for-2 on field goals at Iowa, extending his streak to six consecutive made field goals

GAME-BY-GAME

OPPONENT	XP-ATT	FG-ATT	LG	BK	PTS
at Ohio St.	2-2	1-1	22	0	5
at Northwestern	1-1	2-3	38	0	7
Penn St.	2-2	3-3	30	0	11
Illinois	3-3	1-1	30	0	6
at Iowa	2-2	2-2	39	0	8
at Purdue					
Minnesota					

CAREER STATS

YEAR	G/S	PAT	FG	PCT.	PTS	LG
2016*	Redshirt					
2017*	10/10	20-23	11-16	68.8	53	47
2018*	0/0	0-0	0-0	0.0	0	-
2019*	0/0	0-0	0-0	0.0	0	-
2020	5/5	10-10	9-10	90.0	37	39
TOTAL	15/15	30-33	20-26	76.9	90	47

KICKOFFS: 33 att., 9 touchbacks

CAREER HIGHS

Field Goal Attempts	4 vs. Ole Miss (2017)*
Field Goals Made	4 vs. Ole Miss (2017)*
Long Field Goal	47 vs. Ole Miss (2017)*
Points	16 vs. Ole Miss (2017)*
PATs	4 twice (both in 2017)*

*at LSU



DAMION DANIELS #93

6-3 | 340 | JR. | DL
DALLAS, TEXAS

CAREER HONORS

- 2-Time Nebraska Scholar-Athlete Honor Roll
- 3-Time Brook Berringer Citizenship Team
- 3-Time Tom Osborne Citizenship Team

PERSONAL NOTES

- Earned his degree in communication studies in May of 2020
- His older brother Darrion was a team captain at Nebraska in 2019 and is a defensive lineman with the San Francisco 49ers

SEASON HIGHLIGHTS

- Has set career highs in starts (3) and TFLs (2.0) and tied his career high in tackles (13)
- Made his second career start at nose tackle at Ohio State and finished with one tackle
- Added another tackle at Northwestern
- Posted three tackles against Penn State, one shy of his career high
- Had two tackles including his second career TFL against Illinois
- Tallied a TFL for the second straight game at Iowa while finishing with a career-high five tackles

GAME-BY-GAME

OPPONENT	UT-AT-TT	TFL-YD	SACK-YD
at Ohio St.	1-0-1	0.0-0	0.0-0
at Northwestern	1-1-2	0.0-0	0.0-0
Penn St.	0-3-3	0.0-0	0.0-0
Illinois	1-1-2	1.0-1	0.0-0
at Iowa	3-2-5	1.0-1	0.0-0
at Purdue			
Minnesota			

CAREER TACKLE STATS

YEAR	G/S	UT	AT	TT	TFL-YD	SCK-YD
2017		Redshirt				
2018	12/0	3	9	12	1-1	0.0-0
2019	12/1	3	10	13	0-0	0.0-0
2020	5/3	6	7	13	2.0-2	0.0-0
TOTAL	29/4	12	26	38	3.0-3	0.0-0

CAREER MISCELLANEOUS STATS

YEAR	FF	FR	PBU	INT	QBH	BLK
2017	Redshirt					
2018	0	1	0	0	0	0
2019	0	0	0	0	0	0
2020	0	0	0	0	0	0
TOTAL	0	1	0	0	0	0

CAREER HIGHS

Tackles	5 at Iowa (2020)
TFLs	1 three times
Sacks	none
Breakups	none



MARQUEL DISMUKE #9

6-2 | 215 | SR. | S
COMPTON, CALIF.

CAREER HONORS

- Nebraska Scholar-Athlete Honor Roll (Fall 2006)

CAREER NOTES

- Has started 17 consecutive games at safety

SEASON HIGHLIGHTS

- Ranks 3rd on the team with 36 tackles and is tied for the team lead with three pass breakups
- Tied for the team lead with seven tackles at Ohio State
- Had three solo tackles at Northwestern and deflected a pass that led to a Husker interception
- Had a career-high 15 tackles against Penn State, his second career double-digit tackle game
- His 15 tackles were the most by a Husker since 2017
- Had four tackles against Illinois and then made a career-high seven solo tackles at Iowa

GAME-BY-GAME

OPPONENT	UT-AT-TT	TFL-YD	PBU	INT
at Ohio St.	5-2-7	0.0-0	0	0
at Northwestern	3-0-3	0.0-0	1	0
Penn St.	5-10-15	1.0-3	1	0
Illinois	3-1-4	0.0-0	0	0
at Iowa	7-0-7	0.0-0	0	0
at Purdue				
Minnesota				

CAREER TACKLE STATS

YEAR	G/S	UT	AT	TT	TFL-YD	SCK-YD
2016		Redshirt				
2017	12/1	20	14	34	0-0	0.0-0
2018	8/0	8	2	10	0-0	0.0-0
2019	12/12	42	25	67	2-5	0.0-0
2020	5/5	23	13	36	1.0-3	0.0-0
TOTAL	37/18	93	54	147	3.0-8	0.0-0

CAREER MISCELLANEOUS STATS

YEAR	FF	FR	PBU	INT	QBH	BLK
2016	Redshirt					
2017	0	1	0	0	0	0
2018	0	0	0	0	0	1
2019	0	1	4	0	1	0
2020	0	0	2	0	0	0
TOTAL	0	2	6	0	1	1

CAREER HIGHS

Tackles	15 vs. Penn St. (2020)
TFLs	1 three times
Sacks	none
Breakups	3 at Illinois (2019)
Blocked Punts	1 vs. Illinois [safety] (2018)



JOJO DOMANN #13

6-1 | 235 | SR. | OLB
COLORADO SPRINGS, COLO.

CAREER HONORS

- Academic All-Big Ten (2017)
- 3-Time Nebraska Scholar-Athlete Honor Roll
- 4-Time Brook Berringer Citizenship Team
- 4-Time Tom Osborne Citizenship Team

PERSONAL NOTES

- Earned his degree in advertising and public relations in May of 2020

CAREER NOTES

- Played safety his first 2 1/2 seasons before switching to OLB midway through 2018

SEASON HIGHLIGHTS

- Leads Nebraska with 38 tackles, 5.0 TFLs, 2 forced fumble, 1 fumble recovery and 3 pass breakups
- Had a fumble recovery and six tackles in a start at Ohio State
- Had five tackles, 1.0 TFL and a quarterback hurry at Northwestern
- Totaled a career-high 12 tackles against Penn State, recording his 100th career tackle
- Also tied his career high with two TFLs
- Had eight tackles, 2.0 TFLs, a forced fumble and a quarterback hurry against Illinois
- Totaled seven tackles and two breakups at Iowa

GAME-BY-GAME

OPPONENT	UT-AT-TT	TFL-YD	SACK-YD
at Ohio St.	3-3-6	0.0-0	0.0-0
at Northwestern	4-1-5	1.0-4	0.0-0
Penn St.	4-8-12	2.0-5	0.0-0
Illinois	6-2-8	2.0-2	0.0-0
at Iowa	5-2-7	0.0-0	0.0-0
at Purdue			
Minnesota			

CAREER TACKLE STATS

YEAR	G/S	UT	AT	TT	TFL-YD	SCK-YD
2016	13/0	5	3	8	0-0	0.0-0
2017		Redshirt				
2018	8/2	10	9	19	1-7	1.0-7
2019	12/7	38	14	52	11-40	2.5-21
2020	5/5	22	16	38	5.0-11	0.0-0
TOTAL	38/14	75	42	117	17.0-58	3.5-28

CAREER MISCELLANEOUS STATS

YEAR	FF	FR	PBU	INT	QBH	BLK
2016	1	0	0	0	0	0
2017	Redshirt					
2018	2	1	2	0	0	0
2019	2	0	6	0	1	0
2020	1	2	3	0	1	0
TOTAL	6	3	11	0	2	0

CAREER HIGHS

Tackles	12 vs. Penn St. (2020)
TFLs	2 five times
Sacks	1.0 three times
Breakups	2 twice



LEVI FALCK #88

6-2 | 205 | SR. | WR
CIRCLE PINES, MINN.

PERSONAL NOTES

- Earned his degree in kinesiology and sport science from South Dakota in May of 2020

CAREER NOTES

- Joined Nebraska as a graduate transfer from South Dakota
- Went to South Dakota as a baseball recruit, but walked on to the football team following a baseball coaching change
- Played in 24 games with 15 starts at USD
- Caught 70 passes for 774 yards and two touchdowns with the Coyotes
- Tied the South Dakota single-game receptions record with 11 catches at Kansas State on Sept. 1, 2018

SEASON HIGHLIGHTS

- Started in his Husker debut and caught one pass for eight yards at Ohio State
- Had a six-yard reception at Northwestern
- Caught his longest pass as a Husker (21 yards) against Penn State
- Had a season-high two catches against Illinois, including a 4-yard touchdown pass for his first score as a Husker
- Had two more catches for 22 yards at Iowa

GAME-BY-GAME

OPPONENT	REC.	YDS	TD	LONG
at Ohio St.	1	8	0	8
at Northwestern	1	6	0	6
Penn St.	1	21	0	21
Illinois	2	11	1	7
at Iowa	2	22	0	13
at Purdue				
Minnesota				

CAREER STATS

YEAR	G/S	REC.	YDS	Y/R	Y/G	TD
2016*						
						Redshirt
2017*	7/3	16	197	12.3	28.1	0
2018*	11/9	45	492	10.9	44.7	2
2019*	6/3	9	85	9.4	14.2	0
2020	5/3	7	68	9.7	13.6	1
TOTAL	29/18	77	832	10.8	28.7	3

*at FCS South Dakota

RUSHING: 1 carry for -3 yards vs. UNI in 2018

CAREER HIGHS

Receptions	11 at Kansas St. (2019)*^
Receiving Yards	140 at Kansas St. (2019)*
Receiving Touchdowns	1 three times
Long Reception	40 vs. Missouri St. (2018)

*at South Dakota

^tied the South Dakota school record



MYLES FARMER #18

6-3 | 205 | R-FR. | S
ATLANTA, GA.

CAREER HONORS

- Brook Berringer Citizenship Team (2020)
- Tom Osborne Citizenship Team (2020)

CAREER NOTES

- Redshirted in 2019 but played in four games and made one tackle on special teams

SEASON HIGHLIGHTS

- Ranks 37th nationally in interceptions per game (0.4) and 45th in interceptions (2)
- Saw extensive action in the second half at Ohio State in place of Deontai Williams (targeting disqualification) and made his first career defensive tackle
- Started at Northwestern and intercepted two passes while recording a career-high three tackles
- His first pick set up a field goal and his second interception set up a 3-yard touchdown run
- Made a pair of tackles against Penn State
- Recorded two tackles and forced his first career fumble against Illinois

GAME-BY-GAME

OPPONENT	UT-AT-TT	TFL-YD	PBU	INT
at Ohio St.	0-1-1	0.0-0	0	0
at Northwestern	3-0-3	0.0-0	0	2
Penn St.	2-0-2	0.0-0	0	0
Illinois	1-1-2	0.0-0	0	0
at Iowa	0-0-0	0.0-0	0	0
at Purdue				
Minnesota				

CAREER TACKLE STATS

YEAR	G/S	UT	AT	TT	TFL-YD	SCK-YD
2019*	4/0	1	0	1	0-0	0.0-0
2020	5/1	6	2	8	0.0-0	0.0-0
TOTAL	9/1	7	2	9	0.0-0	0.0-0

*redshirt season


CAREER MISCELLANEOUS STATS

YEAR	FF	FR	PBU	INT	QBH	BLK
2019*	0	0	0	0	0	0
2020	1	0	0	2	0	0
TOTAL	1	0	0	2	0	0

*redshirt season

CAREER HIGHS

Tackles	3 at Northwestern (2020)
TFLs	none
Sacks	none
Breakups	none
Interceptions	2 at Northwestern (2020)



MATT FARNIOK #71

6-6 | 335 | SR. | OL
SIOUX FALLS, S.D.

CAREER HONORS

- 2-Time Team Captain (2019 & 2020)
- NU Offensive Lineman of the Year (2019)
- 3-Time Academic All-Big Ten
- 8-Time Nebraska Scholar-Athlete Honor Roll
- 3-Time Brook Berringer Citizenship Team
- 3-Time Tom Osborne Citizenship Team

PERSONAL NOTES

- Earned his degree in criminology and criminal justice in May of 2020
- His younger brother Will is a sophomore offensive lineman for the Huskers
- One of four sets of brothers on 2020 roster
- Had older brothers who played at Iowa State (Tom, 2010-14) and Oklahoma (Derek, 2011-15)

CAREER NOTES

- 1 of 13 two-time captains in school history
- Has started 29 consecutive games (24 at right tackle; 4 at right guard; 1 at center)

SEASON HIGHLIGHTS

- Made his first career start at right guard at Ohio State
- Made his first career start at center at Northwestern
- Returned to right guard in starts against Penn State and Illinois

CAREER STATS

- **Games:** 36 (7 in 2017; 12 in 2018; 12 in 2019; 5 in 2020)
- **Starts:** 33 (4 in 2017; 12 in 2018; 12 in 2019; 5 in 2020)



MARCUS FLEMING #6

5-10 | 170 | FR. | WR
MIAMI, FLA.

SEASON HIGHLIGHTS

- Has played in every game as a true freshman, ranking 4th on the team with 75 receiving yards
- Made his debut at Ohio State but did not have a catch
- Caught five passes and led Nebraska with 75 receiving yards at Northwestern
- Had a 28-yard reception against the Wildcats, the longest catch of his career and Nebraska's longest reception of the game

GAME-BY-GAME

OPPONENT	REC.	YDS	TD	LONG
at Ohio St.	0	0	0	-
at Northwestern	5	75	0	28
Penn St.	0	0	0	-
Illinois	0	0	0	-
at Iowa	-Did Not Play-			
at Purdue				
Minnesota				

CAREER STATS

YEAR	G/S	REC.	YDS	Y/R	Y/G	TD
2020	4/0	5	75	15.0	18.8	0

CAREER HIGHS

Receptions	5 at Northwestern (2020)
Receiving Yards	75 at Northwestern (2020)
Receiving Touchdowns	none
Long Reception	28 at Northwestern (2020)



WILL HONAS #3

6-1 | 225 | SR. | ILB
WICHITA, KAN.

CAREER HONORS

- Academic All-Big Ten (2019)
- 5-Time Nebraska Scholar-Athlete Honor Roll

SEASON HIGHLIGHTS

- Leads Nebraska with 3.0 sacks, is tied for the team lead with 38 tackles and is 3rd with 4.0 TFLs, despite missing one game
- Ranks 3rd in the Big Ten in sacks per game (0.8)
- Ranks 6th in the Big Ten in tackles per game (9.5)
- Made his first career start at Ohio State and tied for the team lead with seven tackles
- Had a career-high 2.0 sacks and tied his career high with 2.0 TFLs against the Buckeyes
- Totaled a career-high 13 tackles against Penn State
- Led Nebraska with 10 tackles against Illinois, his third career game with double-digit tackles
- 1st Husker with consecutive games with double-digit tackles since 2018
- Also added a sack and 1.5 TFLs vs. Illinois
- Made eight tackles at Iowa, including seven solo stops

GAME-BY-GAME

OPPONENT	UT-AT-TT	TFL-YD	SACK-YD
at Ohio St.	6-1-7	2.0-14	2.0-14
at Northwestern	-Did Not Play-		
Penn St.	5-8-13	0.5-0	0.0-0
Illinois	3-7-10	1.5-8	1.0-8
at Iowa	7-1-8	0.0-0	0.0-0
at Purdue			
Minnesota			

CAREER TACKLE STATS

YEAR	G/S	UT	AT	TT	TFL-YD	SCK-YD
2018*	4/0	6	9	15	1-1	0.0-0
2019	12/0	43	30	73	6-16	1.0-7
2020	4/4	21	17	38	4.0-22	2.0-14
TOTAL	20/4	70	56	126	11-39	3.0-21

*redshirt season

CAREER MISCELLANEOUS STATS

YEAR	FF	FR	PBU	INT	QBH	BLK
2018*	0	0	0	0	1	0
2019	0	0	0	0	1	0
2020	0	0	0	0	2	0
TOTAL	0	0	0	0	4	0

*redshirt season

CAREER HIGHS

Tackles	13 vs. Penn St. (2020)
TFLs	2.0 twice
Sacks	2.0 at Ohio St. (2020)
Breakups	none



BRENDEN JAIMES #76

6-6 | 300 | SR. | OL
AUSTIN, TEXAS

CAREER HONORS

- 2-Time Honorable-Mention All-Big Ten
- Honorable-Mention BTN All-Freshman Team (2017)
- Nebraska Offensive MVP (2019)
- Academic All-Big Ten (2019)
- 4-Time Nebraska Scholar-Athlete Honor Roll

NEBRASKA RECORDS

- Consecutive Starts by an Offensive Lineman (tied 3 others with 38 straight starts)
- Starts by a True Freshman Offensive Lineman (9)

CAREER NOTES

- Has started 38 consecutive games, the longest active streak of any Husker
- Has started 29 straight games at left tackle
- Became the 11th Husker offensive lineman to play as a true freshman in 2017
- Became the 5th Husker offensive lineman to start a game as a true freshman in 2017
- Started nine games in 2017, nearly matching the total of the four previous Husker true freshmen offensive line starters combined (11 starts)

SEASON HIGHLIGHTS

- Has started every game at left tackle
- 1 of 2 Husker offensive linemen to start every game at the same position (also Bryce Benhart)
- Started his 38th consecutive game at Iowa, tying the Nebraska record for most consecutive starts by an offensive lineman

CAREER STATS

- **Games:** 38
(9 in 2017; 12 in 2018; 12 in 2019; 5 in 2020)
- **Starts:** 38
(9 in 2017; 12 in 2018; 12 in 2019; 5 in 2020)



RAHMIR JOHNSON #14

5-10 | 180 | R-FR. | RB
ORADELL, N.J.

CAREER HONORS

- Brook Berringer Citizenship Team (2020)
- Tom Osborne Citizenship Team (2020)

CAREER NOTES

- Redshirted in 2019, but played in four games and rushed for 64 yards on 21 carries

SEASON HIGHLIGHTS

- Had a career-long 17-yard catch at Ohio State
- Also returned three kickoffs for 54 yards, his first three career kickoff returns
- After not playing in the next two games, had a three-yard carry and eight-yard reception against Illinois
- Rushed five times for 23 yards at Iowa, including a 12-yard touchdown run
- Also caught a five-yard pass against Iowa

GAME-BY-GAME

OPPONENT	ATT.	YDS	TD	LONG
at Ohio St.	0	0	0	0
at Northwestern	-Did Not Play-			
Penn St.	-Did Not Play-			
Illinois	1	3	0	3
at Iowa	5	23	1	12
at Purdue				
Minnesota				

CAREER RUSHING STATS

YEAR	G/S	ATT.	NET	Y/A	Y/G	TD
2019*	4/0	21	64	3.0	16.3	1
2020	3/0	6	26	4.3	8.7	1
TOTAL	7/0	27	90	3.3	12.9	2

*redshirt season

RECEIVING: 4 rec., 42 yds, 0 TD

KICKOFF RETURNS: 3 ret., 54 yds, 0 TD

CAREER HIGHS

Attempts	18 at Maryland (2019)
Yards	55 at Maryland (2019)
Touchdowns	1 twice
Long Rush	13 at Maryland (2019)
Receptions	1 four times
Receiving Yards	17 yards at Ohio St. (2020)
Receiving Touchdowns	none
Long Reception	17 yards at Ohio St. (2020)



CAMERON JURGENS #51

6-3 | 285 | SO. | OL
BEATRICE, NEB.

CAREER HONORS

- 2-Time Nebraska Scholar-Athlete Honor Roll
- Brook Berringer Citizenship Team (2019)
- Tom Osborne Citizenship Team (2019)

CAREER NOTES

- Spent his true freshman season at tight end before switching to center in the spring of 2019
- In 2019, became the first freshman (true or redshirt) to start a game at center for Nebraska since freshmen regained eligibility in 1972
- 1 of 6 freshmen offensive linemen (true or redshirt) to start a season opener at Nebraska


SEASON HIGHLIGHTS

- Made his 13th straight start at center at Ohio St.
- Missed the Northwestern game due to injury but has returned to start the last two games

CAREER STATS

- Games: 17 (1 in 2018*; 12 in 2019; 4 in 2020)
- Starts: 16 (12 in 2019; 4 in 2020)

*redshirt season (at tight end)



OLIVER MARTIN #89

6-1 | 200 | JR. | WR
CORALVILLE, IOWA

CAREER NOTES

- Joined Nebraska as a transfer from Iowa
- Began his collegiate career at Michigan, spending two seasons with the Wolverines
- Redshirted in 2017 and caught 11 passes for 125 yards and one touchdown in 13 games in 2018
- Transferred to Iowa in 2019 and was immediately eligible, totaling five catches for 28 yards
- Received a waiver to play immediately at Nebraska in November of 2020

SEASON HIGHLIGHTS

- Sat out the first three games before receiving an immediate eligibility waiver from the NCAA
- Made his Husker debut against Illinois, catching two passes for 30 yards
- Also had a seven-yard punt return against the Illini
- Earned his first start as a Husker at Iowa, grabbing a seven-yard reception

GAME-BY-GAME

OPPONENT	REC.	YDS	TD	LONG
at Ohio St.	-Did Not Play-			
at Northwestern	-Did Not Play-			
Penn St.	-Did Not Play-			
Illinois	2	30	0	16
at Iowa	1	7	0	7
at Purdue				
Minnesota				

CAREER STATS

YEAR	G/S	REC.	YDS	Y/R	Y/G	TD
2017*						
		Redshirt				
2018*	13/1	11	125	11.4	9.6	1
2019^	8/0	5	28	5.6	5.6	1
2020	2/1	3	37	12.3	18.5	0
TOTAL	23/2	19	190	10.0	8.3	2


*at Michigan; ^at Iowa

RUSHING: 1 carry for 5 yards vs. Rutgers (2019)
PUNT RETURNS: 1 ret. for 7 yds vs. Illinois (2020)

CAREER HIGHS

Receptions	3 twice (both in 2018)*
Receiving Yards	38 at Rutgers (2018)*
Receiving Touchdowns	1 twice*^
Long Reception	21 at Notre Dame (2018)*

*at Michigan; ^at Iowa



ADRIAN MARTINEZ #2

6-2 | 225 | JR. | QB
FRESNO, CALIF.

CAREER HONORS

- 2-Time Team Captain (2019 & 2020)
- Freshman All-American (2018)
- 2-Time Walter Camp Award Watch List
- 2-Time Maxwell Award Watch List
- Davey O'Brien Award Watch List (2019)
- Manning Award Watch List (2019)
- Honorable-Mention All-Big Ten (2018)
- National Performer of the Week (2018 vs. Minn.)
- National Freshman of the Week (2018 vs. Colo.)
- 3-Time Big Ten Freshman of the Week (2018)
- NU Outstanding Male Newcomer (2018-19)
- Nebraska Offensive Back of the Year (2018)
- Academic All-Big Ten (2020)
- 4-Time Nebraska Scholar-Athlete Honor Roll
- 2-Time Brook Berringer Citizenship Team
- 2-Time Tom Osborne Citizenship Team

NEBRASKA RECORDS

- Career 400-Yard Total Offense Games (4)
- Season Total Offense Per Game (295.1 in 2018)
- Season 400-Yard Total Offense Games (3 in 2018)
- Season 300-Yard Total Offense Games (7 in 2018)
- Game Completion Pct. (90.0 at Iowa in 2020)

ACTIVE NCAA CAREER RANKINGS

- Total Offensive Yards Per Game: 15th (259.9)
- 1 of active players with 5,000 career passing yards & 1,000 career rushing yards

CAREER NOTES

- 1 of 13 two-time captains in school history
- In 2019, was just the second sophomore captain at Nebraska since 1930
- In 2018, posted the highest total offense average (295.1 ypg) ever by a true freshman quarterback at a Power Five school
- Overall, posted the 10th-highest total offense average by an FBS freshman and the fifth-best mark by a true freshman
- 1 of 6 freshmen in FBS history to average 200 passing yards & 50 rushing yards per game (1 of 2 true freshmen to hit both marks)
- Is the only true freshman quarterback to start a season opener in Nebraska history
- 1 of 3 true freshmen quarterbacks to start for NU
- 1 of 2 Huskers to have a 300-yard passing and 100-yard rushing game (also Taylor Martinez)
- 1 of 3 Huskers with 5,000 career passing yards and 1,000 career rushing yards

SEASON HIGHLIGHTS

- Ranks 2nd in the Big Ten and 16th nationally in completion percentage (68.2)
- Accounted for 190 yards of offense at Ohio State, completing 12-of-15 passes for 105 yards and rushing 13 times for 85 yards and one score
- Posted his fourth career 100-yard rushing game with 102 yards on 13 carries at Northwestern while adding 125 passing yards
- Came off the bench to lead Nebraska to a touchdown in his only drive against Illinois, a 4-yard TD pass that marked his 400th career completion
- Started at Iowa and accounted for 202 total yards, including 18-of-20 passes for 174 yards
- Broke his own school record with a 90.0 percent completion rate at Iowa (previous record was his 86.2 completion percentage against Minnesota in 2018)

PASSING GAME-BY-GAME

OPPONENT	COMP-ATT	YDS	TD	INT
at Ohio St.	12-15	105	0	0
at Northwestern	12-27	125	0	1
Penn St.	-Did Not Play-			
Illinois	3-4	43	1	0
at Iowa	18-20	174	0	0
at Purdue				
Minnesota				

RUSHING GAME-BY-GAME

OPPONENT	ATT.	YDS	TD	LONG
at Ohio St.	13	85	1	39
at Northwestern	13	102	0	28
Penn St.	-Did Not Play-			
Illinois	2	8	0	13
at Iowa	12	28	1	18
at Purdue				
Minnesota				

TOTAL OFFENSE GAME-BY-GAME

OPPONENT	ATT.	PASS	RUSH	TOT
at Ohio St.	28	105	85	190
at Northwestern	40	125	102	227
Penn St.	-Did Not Play-			
Illinois	6	43	8	51
at Iowa	32	174	28	202
at Purdue				
Minnesota				

CAREER PASSING STATS

YEAR	G/S	CMP-ATT	PCT	YDS	TD	INT
2018	11/11	224-347	64.6	2,617	17	8
2019	10/10	149-251	59.4	1,956	10	9
2020	4/3	45-66	68.2	447	1	1
TOTAL	25/24	418-664	63.0	5,020	28	18

Total Offense: 988 att., 6,498 yds, 45 TDs

CAREER RUSHING STATS

YEAR	G/S	ATT.	NET	Y/A	Y/G	TD
2018	11/11	140	629	4.5	57.2	8
2019	10/10	144	626	4.3	62.6	7
2020	4/3	40	223	5.6	55.8	2
TOTAL	25/24	324	1,478	4.6	59.2	17

CAREER PASSING HIGHS

Attempts	42 twice
Completions	26 at Iowa (2018)
Yards	384 at Wisconsin (2018)
Touchdowns	3 three times
Long Pass	75 twice (both TDs)

CAREER RUSHING HIGHS

Attempts	20 at Ohio St. (2018)
Yards	125 vs. Minnesota (2018)
Touchdowns	2 three times
Long Rush	56 vs. Ohio St. (2019)

CAREER TOTAL OFFENSE HIGHS

Attempts	60 vs. Purdue (2018)
Yards	446 at Illinois (2019)
Total Touchdowns	4 three times

MARTINEZ RECORD WATCH

CAREER TOTAL OFFENSE

RK.	PLAYER, YEARS	YDS
1.	Tommy Armstrong Jr., 2013-16	10,690
2.	Taylor Martinez, 2010-13	10,233
3.	Eric Crouch, 1998-2001	7,915
4.	Adrian Martinez, 2018-pres.	6,498

CAREER PASSING YARDS

RK.	PLAYER, YEARS	YDS
1.	Tommy Armstrong Jr., 2013-17	8,871
2.	Taylor Martinez, 2010-13	7,258
3.	Zac Taylor, 2005-06	5,850
4.	Joe Ganz, 2005-08	5,125
5.	Dave Humm, 1972-74	5,035
6.	Adrian Martinez, 2018-pres.	5,020

CAREER COMPLETION PERCENTAGE

RK.	PLAYER, YEARS	PCT.
1.	Joe Ganz, 2006-08	65.1
2.	Sam Keller, 2007	63.1
3.	Adrian Martinez, 2018-present	63.0

Minimum 1,000 career passing yards

CAREER COMPLETIONS

RK.	PLAYER, YEARS	COMP.
1.	Tommy Armstrong Jr., 2013-16	625
2.	Taylor Martinez, 2010-13	575
3.	Zac Taylor, 2005-06	470
4.	Adrian Martinez, 2018-present	418

CAREER 250-YARD PASSING GAMES

RK.	PLAYER, YEARS	GAMES
1.	Tommy Armstrong Jr., 2013-16	14
2.	Joe Ganz, 2006-08	11
3.	Adrian Martinez, 2018-present	10

CAREER 300-YARD PASSING GAMES

RK.	PLAYER, YEARS	GAMES
1.	Joe Ganz, 2006-08	8
2.	Tommy Armstrong Jr., 2013-16	6
3.	Taylor Martinez, 2010-13	4
t-4.	Adrian Martinez, 2018-present	3

CAREER 400-YARD TOTAL OFFENSE GAMES

RK.	PLAYER, YEARS	GAMES
1.	Adrian Martinez, 2018-present	4
2.	Joe Ganz, 2006-08	3

CAREER 300-YARD TOTAL OFFENSE GAMES

RK.	PLAYER, YEARS	GAMES
1.	Tommy Armstrong Jr., 2013-16	13
2.	Adrian Martinez, 2018-present	12



LUKE McCAFFREY #7
 6-2 | 200 | R-FR. | QB
 HIGHLANDS RANCH, COLO.

CAREER HONORS

- 3-Time Nebraska Scholar-Athlete Honor Roll

PERSONAL NOTES

- Son of Ed McCaffrey, a 13-year NFL wide receiver, three-time Super Bowl champion and current head coach of Northern Colorado
- Each of his three older brothers played college football
- Max played at Duke and in the NFL
- Christian was the 2015 AP Player of the Year at Stanford and a first-team NFL All-Pro with the Carolina Panthers in 2019
- Dylan is a quarterback at Michigan
- Grandfather, Dave Sime, was the silver medalist in the 100-yard dash at the 1960 Rome Olympics

SEASON HIGHLIGHTS

- Ranks 4th nationally among all quarterbacks in rushing yards per game (72.0)
- Ranks 6th nationally among all freshmen in rushing yards per game (72.0)
- Only freshman quarterback in the country to lead his team in rushing
- 1 of 12 quarterbacks nationally who leads his team in rushing
- Has started two of the past three games at quarterback and is Nebraska's leading rusher (360 yards) and passer (455 yards)
- Came off the bench to play quarterback in each of the first two games before starting and playing every snap against Penn State
- Played quarterback, running back and receiver at Ohio State, accounting for 135 total yards
- Rushed for 80 yards - including a career-long 47-yard run - threw for 55 yards and had a five-yard reception
- Saw extensive action in the second half at Northwestern, completing 12-of-16 passes for 93 yards while rushing eight times for 49 yards
- Earned his first career start in the win over Penn State
- Set then-career highs in passing yards (151) and total offense (219) in the win and was Nebraska's leading rusher with 67 yards
- Also posted his first career game with multiple touchdowns, running for one score and throwing for a 45-yard touchdown
- Started and accounted for career highs of 122 rushing yards and 256 yards against Illinois
- Carried the ball 22 times for 122 yards, the 3rd-most carries ever by a Husker quarterback and the most since 2002
- Posted his first career 100-yard rushing game to become the 100th Husker to have a 100-yard rushing game
- Also had a career-high two rushing touchdowns
- Came off the bench and led Nebraska with 42 rushing yards at Iowa and completed 3-of-5 passes for 21 yards
- Led Nebraska to field goals on each of his two full-time drives at quarterback

PASSING GAME-BY-GAME

OPPONENT	COMP-ATT	YDS	TD	INT
at Ohio St.	4-5	55	0	0
at Northwestern	12-16	93	0	1
Penn St.	13-21	152	1	1
Illinois	15-26	134	0	3
at Iowa	3-5	21	0	0
at Purdue				
Minnesota				

RUSHING GAME-BY-GAME

OPPONENT	ATT.	YDS	TD	LONG
at Ohio St.	9	80	0	47
at Northwestern	8	49	0	20
Penn St.	13	67	1	22
Illinois	26	122	2	18
at Iowa	5	42	0	21
at Purdue				
Minnesota				

TOTAL OFFENSE GAME-BY-GAME

OPPONENT	ATT.	PASS	RUSH	TOT
at Ohio St.	14	55	87	142
at Northwestern	24	93	49	142
Penn St.	34	152	67	219
Illinois	52	134	122	256
at Iowa	10	21	42	63
at Purdue				
Minnesota				

CAREER PASSING STATS

YEAR	G/S	CMP-ATT	PCT	YDS	TD	INT
2019*	4/0	9-12	75.0	142	2	0
2020	5/2	47-73	64.4	455	1	5
TOTAL	9/2	56-85	65.9	597	3	5

*redshirt season

Total Offense: 170 att., 1,123 yds, 7 TDs

CAREER RUSHING STATS

YEAR	G/S	ATT.	NET	Y/A	Y/G	TD
2019*	4/0	24	166	6.9	41.5	1
2020	5/2	61	360	5.9	72.0	3
TOTAL	9/2	85	526	6.2	58.4	4

*redshirt season

Receiving: 2 rec., 17 yds, 0 TDs

CAREER PASSING HIGHS

Attempts	26 vs. Illinois (2020)
Completions	15 vs. Illinois (2020)
Yards	152 vs. Penn St. (2020)
Touchdowns	1 three times
Long Pass	45 vs. Penn St. [TD] (2020)

CAREER RUSHING HIGHS

Attempts	26 vs. Illinois (2020)
Yards	122 vs. Illinois (2020)
Touchdowns	2 vs. Illinois (2020)
Long Rush	47 at Ohio St. (2020)

CAREER TOTAL OFFENSE HIGHS

Attempts	52 vs. Illinois (2020)
Yards	256 vs. Illinois (2020)
Total Touchdowns	2 twice



DEDRICK MILLS #26
 5-11 | 220 | SR. | RB
 WAYCROSS, GA.

CAREER HONORS

- Doak Walker Award Watch List (2020)
- Honorable-Mention All-Big Ten (2019)
- 2016 Gator Bowl MVP (at Georgia Tech)
- 2-Time ACC Co-Rookie of the Week (2016)
- Nebraska Scholar-Athlete Honor Roll (Spring 2020)
- Brook Berringer Citizenship Team (2020)
- Tom Osborne Citizenship Team (2020)

CAREER NOTES

- Spent his freshman season at Georgia Tech in 2016
- Was a two-time ACC Rookie of the Week & MVP of the 2016 Gator Bowl after rushing for 169 yards on 31 carries

SEASON HIGHLIGHTS

- Rushed for 29 yards and one touchdown at Ohio State
- Had 59 yards rushing, including a 3-yard touchdown, at Northwestern
- Also led Nebraska with a career-high six receptions for 33 yards at Northwestern
- Was limited to three carries for 11 yards against Penn State, suffering a first-quarter injury
- Missed the Illinois and Iowa games due to injury

GAME-BY-GAME

OPPONENT	ATT.	YDS	TD	LONG
at Ohio St.	9	29	1	8
at Northwestern	19	59	1	15
Penn St.	3	11	0	5
Illinois	-	-	-	-
at Iowa	-	-	-	-
at Purdue				
Minnesota				

CAREER RUSHING STATS

YEAR	G/S	ATT.	NET	Y/A	Y/G	TD
2016*	9/7	152	771	5.1	85.7	12
2017						
2018						
2019	12/6	143	745	5.2	62.1	10
2020	3/3	31	95	3.1	31.7	2
TOTAL	24/16	326	1,611	4.9	67.1	23

*at Georgia Tech

RECEIVING: 23 rec., 161 yds, 1 TD

PASSING: 0-for-1, 0 yds, 1 INT, 0 TD

CAREER HIGHS

Rushing Attempts	31 vs. Kentucky (2016)*
Rushing Yards	188 vs. Wisconsin (2019)
Rushing Touchdowns	3 vs. Vanderbilt (2016)*
Long Rush	61 vs. Northern Illinois (2019)
Receptions	6 at Northwestern (2020)
Receiving Yards	34 vs. Iowa (2019)
Receiving Touchdowns	1 vs. Miami (2016)*
Long Reception	20 at Colorado (2019)

*at Georgia Tech



GARRETT NELSON #44

6-3 | 260 | SO. | OLB
SCOTTSBLUFF, NEB.

CAREER HONORS

- 2-Time Nebraska Scholar-Athlete Honor Roll

PERSONAL NOTES

- His father Chris was a two-time All-American wrestler at Nebraska

SEASON HIGHLIGHTS

- Has started every game at outside linebacker and made a career-high 18 tackles
- Made one tackle at Ohio State in his first career start
- Had three tackles and a quarterback hurry at Northwestern
- Totaled a career-high nine tackles vs. Penn State
- Made four tackles at Iowa

GAME-BY-GAME

OPPONENT	UT-AT-TT	TFL-YD	SACK-YD
at Ohio St.	1-0-1	0.0-0	0.0-0
at Northwestern	2-1-3	0.0-0	0.0-0
Penn St.	2-7-9	0.0-0	0.0-0
Illinois	1-0-1	0.0-0	0.0-0
at Iowa	4-0-4	0.0-0	0.0-0
at Purdue			
Minnesota			

CAREER TACKLE STATS

YEAR	G/S	UT	AT	TT	TFL-YD	SCK-YD
2019	11/0	4	11	15	2-5	0.0-0
2020	5/5	10	8	18	0.0-0	0.0-0
TOTAL	16/5	14	19	33	2.0-5	0.0-0

CAREER MISCELLANEOUS STATS

YEAR	FF	FR	PBU	INT	QBH	BLK
2019	0	0	0	0	0	0
2020	0	0	0	0	1	0
TOTAL	0	0	0	0	1	0

CAREER HIGHS

Tackles	9 vs. Penn St. (2020)
TFLs	2 at Minnesota (2019)
Sacks	none
Breakups	none



QUINTON NEWSOME #6

6-2 | 180 | SO. | CB
SUWANEE, GA.

CAREER HONORS

- 2-Time Nebraska Scholar-Athlete Honor Roll
- Brook Berringer Citizenship Team (2020)
- Tom Osborne Citizenship Team (2020)

SEASON HIGHLIGHTS

- Had his first four career tackles at Ohio State
- Also forced a fumble that was recovered by Nebraska
- Started in place of Cam Taylor-Britt (missed first half due to targeting disqualification the previous game) at Northwestern and made three tackles
- Made one tackle against Penn State and Illinois

GAME-BY-GAME

OPPONENT	UT-AT-TT	TFL-YD	PBU	INT
at Ohio St.	3-1-4	0.0-0	0	0
at Northwestern	3-0-3	0.0-0	0	0
Penn St.	0-1-1	0.0-0	0	0
Illinois	1-0-1	0.0-0	0	0
at Iowa	0-0-0	0.0-0	0	0
at Purdue				
Minnesota				

CAREER TACKLE STATS

YEAR	G/S	UT	AT	TT	TFL-YD	SCK-YD
2019	10/0	0	0	0	0-0	0.0-0
2020	5/1	7	2	9	0.0-0	0.0-0
TOTAL	15/1	7	2	9	0.0-0	0.0-0

CAREER MISCELLANEOUS STATS

YEAR	FF	FR	PBU	INT	QBH	BLK
2019	0	0	0	0	0	0
2020	1	0	0	0	0	0
TOTAL	1	0	0	0	0	0

CAREER HIGHS

Tackles	4 at Ohio St. (2020)
TFLs	none
Sacks	none
Breakups	none



PHELDARIUS PAYNE #49

6-3 | 275 | JR. | DL
SUFFOLK, VA.

CAREER NOTES

- Came to Nebraska from Lackawanna Community College in Pennsylvania

SEASON HIGHLIGHTS

- Totaled two tackles in his Husker debut at Ohio State
- Made two more tackles at Northwestern
- Had a career-high six tackles against Penn State, including his first career TFL
- Recorded three tackles against Illinois

GAME-BY-GAME

OPPONENT	UT-AT-TT	TFL-YD	SACK-YD
at Ohio St.	0-2-2	0.0-0	0.0-0
at Northwestern	1-1-2	0.0-0	0.0-0
Penn St.	3-3-6	0.5-1	0.0-0
Illinois	2-1-3	0.0-0	0.0-0
at Iowa	0-0-0	0.0-0	0.0-0
at Purdue			
Minnesota			

CAREER TACKLE STATS

YEAR	G/S	UT	AT	TT	TFL-YD	SCK-YD
2020	5/0	6	7	13	0.5-1	0.0-0

CAREER MISCELLANEOUS STATS

YEAR	FF	FR	PBU	INT	QBH	BLK
2020	0	0	1	0	2	0

CAREER HIGHS

Tackles	6 vs. Penn St. (2020)
TFLs	0.5 vs. Penn St. (2020)
Sacks	none
Breakups	none



**ETHAN
PIPER** #57

6-4 | 300 | R-FR. | OL
NORFOLK, NEB.

CAREER HONORS

- 2-Time Nebraska Scholar-Athlete Honor Roll

CAREER NOTES

- Played in one game while redshirting in 2019, becoming the 13th true freshman offensive lineman to play in a game at Nebraska

SEASON HIGHLIGHTS

- Has played extensively in every game with four starts at left guard
- Made his first career start at Northwestern and has started the last four games

CAREER STATS

- **Games:** 6 (1 in 2019; 5 in 2020)
- **Starts:** 4 (4 in 2020)



**WILLIAM
PRZYSTUP** #40

6-4 | 250 | SO. | P
OVIEDO, FLA.

CAREER NOTES

- Began his career at Michigan State, playing in four games while redshirting in 2018

SEASON HIGHLIGHTS

- Has handled all of Nebraska's punting duties this season
- Earned his first Nebraska start at punter and punted five times for a 44.6-yard average with a long of 51
- Averaged 40.4 yards on five punts at Northwestern with a career-long 56-yard punt
- Pinned Penn State inside the 20 twice and inside the 10 once in four punts
- Also had a 53-yard punt from his own 16-yard line that was fair caught at the PSU 31-yard line in the fourth quarter with Nebraska clinging to a seven-point lead
- Averaged a career-high 49.0 yards per punt on two attempts against Illinois
- Placed both of his punts inside the 20 and tied his career long with a 56-yard punt
- Placed one of his five punts at Iowa inside the 20

PUNTING GAME-BY-GAME

OPPONENT	NO.	AVG	I20	LONG
at Ohio St.	5	44.6	1	51
at Northwestern	5	40.4	0	56
Penn St.	4	40.5	2	53
Illinois	2	49.0	2	56
at Iowa	5	37.0	1	42
at Purdue				
Minnesota				

CAREER PUNTING STATS

YEAR	NO.	AVG	LG	TB	I20	50+	BLK
2018 [^]	27	40.6	55	3	9	5	0
2019	0	0.0	-	0	0	0	0
2020	21	41.4	56	1	6	4	0
TOTAL	48	41.0	56	4	15	9	0

*at Michigan State

[^]redshirt season

KICKOFFS: 34 att., 11 touchbacks

CAREER PUNTING HIGHS

Punts	8 vs. Rutgers (2018)*
Average	49.0 vs. Illinois (2020)
Inside 20	5 vs. Rutgers (2018)*
50-Yard Punts	2 twice*
Long Punt	56 twice

*at Michigan State



**LUKE
REIMER** #28

6-1 | 220 | SO. | ILB
LINCOLN, NEB.

CAREER HONORS

- Nebraska Scholar-Athlete Honor Roll (Spring 2020)

CAREER NOTES

- Joined the Huskers as a walk-on and immediately earned his way into the linebacker rotation in 2019 as a true freshman
- Was placed on scholarship for this season

SEASON HIGHLIGHTS

- Leads all Big Ten underclassmen in tackles per game (8.3) and is the only underclassmen to rank in the top 15 in the Big Ten in tackles per game
- 2nd on the team in sacks (2.0) and TFLs (4.5) and 4th in tackles (33) despite missing one game
- Has more tackles this year than in his entire freshman season and has had a TFL in every game he has played
- Missed the Ohio State game due to injury
- Made his first career start at Northwestern and led Nebraska with 10 tackles, a career-high 1.5 TFLs and his first career sack
- Also forced a fumble on his sack
- Registered four tackles against Penn State, including a sack for the second straight game
- Made seven tackles against Illinois with a TFL for the third straight game
- Led Nebraska with a career-high 12 tackles at Iowa, including 11 solo stops
- His 11 solo tackles were the second-most ever by a Husker in a Big Ten Conference game and were the most since Lavonte David had 14 solo tackles at Michigan in 2011

GAME-BY-GAME

OPPONENT	UT-AT-TT	TFL-YD	SACK-YD
at Ohio St.	-	-	-
at Northwestern	7-3-10	1.5-9	1.0-8
Penn St.	2-2-4	1.0-4	1.0-4
Illinois	4-3-7	1.0-2	0.0-0
at Iowa	11-1-12	1.0-2	0.0-0
at Purdue			
Minnesota			

CAREER TACKLE STATS

YEAR	G/S	UT	AT	TT	TFL-YD	SCK-YD
2019	10/0	7	4	11	1-4	0.0-0
2020	4/2	24	9	33	4.5-17	2.0-12
TOTAL	14/2	31	13	44	5.5-21	2.0-12

CAREER MISCELLANEOUS STATS

YEAR	FF	FR	PBU	INT	QBH	BLK
2019	0	1	0	0	0	0
2020	1	0	0	0	0	0
TOTAL	1	1	0	0	0	0

CAREER HIGHS

Tackles	12 at Iowa (2020)
TFLs	1.5 at Northwestern (2020)
Sacks	1.0 twice
Breakups	none



TY ROBINSON #99

6-6 | 315 | R-FR. | DL
GILBERT, ARIZ.

CAREER NOTES

- Redshirted in 2019, but played in three games

SEASON HIGHLIGHTS

- Has started two of the Huskers' three games at defensive end as a redshirt freshman
- Started and made the first three tackles of his career at Ohio State, including 1.0 tackle for loss
- Had another TFL, a career-high four tackles and his first career quarterback hurry at Northwestern
- Had a career-high four tackles for the second straight week against Penn State
- Recorded two tackles against Illinois and one at Iowa

GAME-BY-GAME

OPPONENT	UT-AT-TT	TFL-YD	SACK-YD
at Ohio St.	1-2-3	1.0-2	0.0-0
at Northwestern	3-1-4	1.0-1	0.0-0
Penn St.	0-4-4	0.0-0	0.0-0
Illinois	1-1-2	0.0-0	0.0-0
at Iowa	0-1-1	0.0-0	0.0-0
at Purdue			
Minnesota			

CAREER TACKLE STATS

YEAR	G/S	UT	AT	TT	TFL-YD	SCK-YD
2019	3/0	0	0	0	0-0	0.0-0
2020	5/4	5	9	14	2.0-3	0.0-0
TOTAL	8/4	5	9	14	2.0-3	0.0-0

*redshirt season

CAREER MISCELLANEOUS STATS

YEAR	FF	FR	PBU	INT	QBH	BLK
2019	0	0	0	0	0	0
2020	0	0	0	0	1	0
TOTAL	0	0	0	0	1	0

*redshirt season

CAREER HIGHS

Tackles	4 twice
TFLs	1.0 twice
Sacks	none
Breakups	none



WAN'DALE ROBINSON #1

5-10 | 190 | SO. | WR
FRANKFORT, KY.

CAREER HONORS

- Paul Hornung Award Finalist (2019)
- Paul Hornung Award Watch List (2020)
- 2nd-Team Freshman All-American (2019, The Athletic)
- Honorable-Mention All-Big Ten (2019)
- 2-Time Big Ten Freshman of the Week (2019)
- Nebraska Scholar-Athlete Honor Roll (Spring 2019)

NEBRASKA RECORDS

- Receptions by a True Freshman (40 in 2019)
- Receiving Yards by a True Freshman (443 in 2019)

PERSONAL NOTES

- Only letterwinner from Kentucky in NU history

CAREER NOTES

- 1 of 4 Husker true freshmen to total 1,000 all-purpose yards (Ahman Green in 1995; Ameer Abdullah in 2011; De'Mornay Pierson-El in 2014)
- 1 of 4 finalists for the 2019 Paul Hornung Award, presented to the nation's most versatile player
- Joined Ameer Abdullah (2014) as the only Hornung Award finalists in Husker history
- In 2019, was 4th nationally among all freshmen and 2nd among all Power Five Conference freshmen in all-purpose yards per game (112.8)

SEASON HIGHLIGHTS

- Leads NU with 30 receptions and 227 receiving yards and ranks 3rd with 162 rushing yards
- Also leads Nebraska with 368 all-purpose yards
- Led Nebraska with six catches and 49 receiving yards at Ohio State
- Had six of the eight receptions by a Husker wide receiver against the Buckeyes
- Added four catches for 32 yards at Northwestern
- His final catch was the 50th of his career, as he reached the mark in his 12th game to become the 2nd-fastest Husker to 50 career catches
- Played primarily at running back against Penn State after starter Dedrick Mills suffered a first-quarter injury
- Ran 16 times for 60 yards against PSU
- Had 13 offensive touches for 120 yards against Illinois, including six catches for 60 yards and seven carries for 60 yards
- Totaled 117 yards from scrimmage on 15 touches at Iowa
- Rushed six times for 42 yards, tying for the team lead in rushing yards
- Added a career-high nine receptions for 75 yards, leading the Huskers in both categories
- Has 28 offensive touches for 237 yards the past two games (8.5 yards per touch)

RECEIVING GAME-BY-GAME

OPPONENT	REC.	YDS	TD	LONG
at Ohio St.	6	49	0	21
at Northwestern	4	32	0	14
Penn St.	0	0	0	-
Illinois	6	60	0	31
at Iowa	9	75	0	28
at Purdue				
Minnesota				

RUSHING GAME-BY-GAME

OPPONENT	ATT.	YDS	TD	LONG
at Ohio St.	0	0	0	-
at Northwestern	0	0	0	-
Penn St.	16	60	0	14
Illinois	7	60	0	32
at Iowa	6	42	0	13
at Purdue				
Minnesota				

CAREER RECEIVING STATS

YEAR	G/S	REC.	YDS	Y/R	Y/G	TD
2019	10/4	40	453	11.3	45.3	2
2020	5/5	30	227	7.6	45.4	0
TOTAL	15/9	70	680	9.7	45.3	2

CAREER RUSHING STATS

YEAR	G/S	ATT.	NET	Y/A	Y/G	TD
2019	10/4	88	340	3.9	34.0	3
2020	5/5	29	162	5.6	32.4	0
TOTAL	15/9	117	502	4.3	33.5	3

CAREER ALL-PURPOSE STATS

YEAR	RUSH	REC	PR	KR	TOT	Y/G
2019	340	453	0	236	1,029	102.9
2020	162	227	-5	0	384	76.8
TOTAL	502	680	-5	236	1,413	94.2

KICKOFF RETURNS: 11 ret., 236 yds, 0 TD

PUNT RETURNS: 1 ret., -5 yds, 0 TD

CAREER HIGHS

Receptions	9 at Iowa (2020)
Receiving Yards	123 vs. Northwestern (2019)
Receiving Touchdowns	2 at Illinois (2019)
Long Reception	49 vs. Northwestern (2019)
Rushes	22 vs. Indiana (2019)
Rushing Yards	89 at Illinois (2019)
Rushing Touchdowns	1 three times
Long Rush	42 vs. Northwestern (2019)



CASEY ROGERS #98

6-4 | 300 | SO. | DL
SYRACUSE, N.Y.

CAREER HONORS

- Academic All-Big Ten (2019)
- Nebraska Scholar-Athlete Honor Roll (Fall 2018)
- 2-Time Brook Berringer Citizenship Team
- 2-Time Tom Osborne Citizenship Team

PERSONAL NOTES

- Father, Lelan, is an assistant men's lacrosse coach at Syracuse

SEASON HIGHLIGHTS

- Totaled the first four tackles of his career at Ohio State, leading all Husker defensive linemen in stops
- Made his first career start at Northwestern and had one tackle
- Finished with three tackles against Penn State
- Had a career-high five tackles against Illinois, including a half tackle for loss for his first career TFL
- Matched his career high with five tackles the next week at Iowa, including an eight-yard sack for his first career sack

GAME-BY-GAME

OPPONENT	UT-AT-TT	TFL-YD	SACK-YD
at Ohio St.	2-2-4	0.0-0	0.0-0
at Northwestern	1-0-1	0.0-0	0.0-0
Penn St.	0-3-3	0.0-0	0.0-0
Illinois	0-5-5	0.5-1	0.0-0
at Iowa	3-2-5	1.0-8	1.0-8
at Purdue			
Minnesota			

CAREER TACKLE STATS


YEAR	G/S	UT	AT	TT	TFL-YD	SCK-YD
2018		Redshirt				
2019	4/0	0	0	0	0-0	0.0-0
2020	5/1	6	12	18	1.5-9	1.0-8
TOTAL	9/1	6	12	18	1.5-9	1.0-8

CAREER MISCELLANEOUS STATS

YEAR	FF	FR	PBU	INT	QBH	BLK
2018	Redshirt					
2019	0	0	0	0	0	0
2020	0	0	0	0	1	0
TOTAL	0	0	0	0	1	0

CAREER HIGHS

Tackles	5 twice
TFLs	1.0 at Iowa (2020)
Sacks	1.0 at Iowa (2020)
Breakups	none



MARVIN SCOTT III #24

5-9 | 210 | FR. | RB
DAYTONA BEACH, FLA.

PERSONAL NOTES

- Was a state champion weight lifter in high school

SEASON HIGHLIGHTS

- Made his debut at Northwestern with three carries for 14 yards
- Carried the ball five times for 11 yards against Penn State
- Also posted his first career reception with a 14-yard catch on 3rd-and-9 in a second-quarter drive that led to a Husker field goal
- Started and set career highs with eight carries for 22 yards against Illinois
- Had seven carries for 13 yards and a three-yard catch at Iowa

GAME-BY-GAME

OPPONENT	ATT.	YDS	TD	LONG
at Ohio St.	-Did Not Play-			
at Northwestern	3	14	0	8
Penn St.	5	11	0	5
Illinois	8	22	0	7
at Iowa	7	13	0	8
at Purdue				
Minnesota				


CAREER RUSHING STATS

YEAR	G/S	ATT.	NET	Y/A	Y/G	TD
2020	4/1	23	60	2.6	15.0	0

RECEIVING: 2 rec., 17 yds, 0 TDs

CAREER HIGHS

Rushing Attempts	8 vs. Illinois (2020)
Rushing Yards	22 vs. Illinois (2020)
Rushing Touchdowns	none
Long Rush	8 twice
Receptions	1 twice
Receiving Yards	14 vs. Penn St. (2020)
Receiving Touchdowns	none
Long Reception	14 vs. Penn St. (2020)



BEN STILLE #95

6-5 | 295 | SR. | DL
ASHLAND, NEB.

CAREER HONORS

- Campbell Trophy Semifinalist (2020)
- 2-Time Wuerffel Trophy Watch List
- 2-Time AFCA Good Works Team Nominee
- Big Ten Sportsmanship Award (2019)
- BTN All-Freshman Team (2017)
- Big Ten Freshman of the Week (2017 vs. Illinois)
- Academic All-District VII (2019)
- Big Ten Distinguished Scholar (2019)
- 3-Time Academic All-Big Ten
- 6-Time Nebraska Scholar-Athlete Honor Roll
- Sam Foltz Hero 27 Leadership Award (2019)
- 4-Time Brook Berringer Citizenship Team
- 4-Time Tom Osborne Citizenship Team

PERSONAL NOTES

- Earned his degree in nutrition and health sciences in December of 2019

CAREER NOTES

- 1st Husker freshman to lead NU in TFLs (10 in 2017) since the stat began being tracked in 1968
- 1st Husker freshman to lead NU in sacks (3.5 in 2017) since the stat became official in 1981

SEASON HIGHLIGHTS

- Has started every game and made at least three tackles in each game
- Had three tackles against Penn State and a quarterback hit that forced a fourth-down incompletion on the Nittany Lions' final play
- Tied his career high with five tackles at Iowa

GAME-BY-GAME

OPPONENT	UT-AT-TT	TFL-YD	SACK-YD
at Ohio St.	2-1-3	0.5-0	0.0-0
at Northwestern	2-2-4	0.0-0	0.0-0
Penn St.	1-2-3	0.0-0	0.0-0
Illinois	1-3-4	0.0-0	0.0-0
at Iowa	3-2-5	1.0-2	0.0-0
at Purdue			
Minnesota			

CAREER TACKLE STATS

YEAR	G/S	UT	AT	TT	TFL-YD	SCK-YD
2016	Redshirt					
2017	9/1	12	12	24	10-38	3.5-27
2018	12/11	10	15	25	5-28	5.0-28
2019	12/2	13	18	31	8-38	3.0-20
2020	5/5	8	11	19	1.5-2	0.0-0
TOTAL	38/19	43	56	99	24.5-104	11.5-75

CAREER MISCELLANEOUS STATS

YEAR	FF	FR	PBU	INT	QBH	BLK
2016	Redshirt					
2017	1	0	1	0	1	0
2018	0	0	2	0	6	0
2019	0	0	1	0	5	0
2020	0	0	0	0	1	0
TOTAL	1	0	4	0	13	0

CAREER HIGHS

Tackles	5 twice
TFLs	3 at Illinois (2017)
Sacks	1.0 nine times
Breakups	2 vs. Bethune-Cookman (2018)



JACK STOLL #86

6-4 | 260 | SR. | TE
LONE TREE, COLO.

CAREER HONORS

- 3-Time Mackey Award Watch List
- Big Ten Distinguished Scholar (2020)
- 3-Time Academic All-Big Ten
- 7-Time Nebraska Scholar-Athlete Honor Roll
- 4-Time Brook Berringer Citizenship Team
- 4-Time Tom Osborne Citizenship Team

PERSONAL NOTES

- Earned his degree in marketing in May of 2020

SEASON HIGHLIGHTS

- Made two catches for 24 yards at Ohio State before leaving the game in the first half with an injury
- Missed the Northwestern game due to injury, snapping his streak of 25 consecutive starts
- Returned in a limited role against Penn State, but did not have a catch as he worked his way back from his injury
- Continued to work his way back against Illinois and Iowa

GAME-BY-GAME

OPPONENT	REC.	YDS	TD	LONG
at Ohio St.	2	24	0	15
at Northwestern	-Did Not Play-			
Penn St.	0	0	0	-
Illinois	0	0	0	-
at Iowa	0	0	0	-
at Purdue				
Minnesota				

CAREER RECEIVING STATS

YEAR	G/S	REC.	YDS	Y/R	Y/G	TD
2016						Redshirt
2017	12/1	8	89	11.1	7.4	2
2018	12/12	21	245	11.7	20.4	3
2019	12/12	25	234	9.4	19.5	1
2020	4/1	2	24	12.0	6.0	0
TOTAL	40/26	56	592	10.6	14.8	6

KICKOFF RETURNS: 2 ret., 16 yds, 0 TD

CAREER HIGHS

Receptions	4 four times
Receiving Yards	66 vs. South Alabama (2019)
Receiving Touchdowns	1 six times
Long Reception	42 vs. South Alabama (2019)



CALEB TANNER #2

6-2 | 220 | JR. | OLB
STONE RIDGE, GA.

CAREER HONORS

- Nebraska Scholar-Athlete Honor Roll (Spring 2019)
- Brook Berringer Citizenship Team (2019)
- Tom Osborne Citizenship Team (2019)

SEASON HIGHLIGHTS

- Has started two of Nebraska's five games at outside linebacker
- Totaled four tackles at Ohio State - one shy of his career high - and tied his career high with 1.0 sack
- Made two tackles at Northwestern and had a pair of quarterback hurries, the first two hurries of his career
- Finished with three tackles against Penn State
- Made four stops against Illinois
- Had two tackles at Iowa

GAME-BY-GAME

OPPONENT	UT-AT-TT	TFL-YD	SACK-YD
at Ohio St.	2-2-4	1.0-7	1.0-7
at Northwestern	1-1-2	0.0-0	0.0-0
Penn St.	1-2-3	0.0-0	0.0-0
Illinois	2-2-4	0.0-0	0.0-0
at Iowa	1-1-2	0.0-0	0.0-0
at Purdue			
Minnesota			

CAREER TACKLE STATS

YEAR	G/S	UT	AT	TT	TFL-YD	SCK-YD
2018	12/0	6	4	10	1-7	1.0-7
2019	12/5	9	8	17	4-15	2.5-14
2020	5/2	7	8	15	1.0-7	1.0-7
TOTAL	29/7	22	20	42	6.0-29	4.5-28

CAREER MISCELLANEOUS STATS

YEAR	FF	FR	PBU	INT	QBH	BLK
2018	0	0	0	0	0	0
2019	0	0	1	0	0	0
2020	0	0	0	0	2	0
TOTAL	0	0	1	0	2	0

CAREER HIGHS

Tackles	5 vs. Northwestern (2019)
TFLs	2 vs. Northwestern (2019)
Sacks	1.0 three times
Breakups	1 at Illinois (2019)



CAM TAYLOR-BRITT #5

6-0 | 215 | JR. | CB
MONTGOMERY, ALA.

CAREER HONORS

- Honorable-Mention All-Big Ten (2019)
- Nebraska Boyd Epley Lifter of the Year (2019)
- Nebraska Scholar-Athlete Honor Roll (Spring 2020)
- Brook Berringer Citizenship Team (2019)
- Tom Osborne Citizenship Team (2019)

CAREER NOTES

- Ranked 3rd nationally with four forced fumbles in 2019, the most by any Husker since 1999

SEASON HIGHLIGHTS

- Is Nebraska's leading punt return with five returns for 52 yards (10.4 yards per return)
- Made his fourth career start at cornerback at Ohio State and had five tackles before being disqualified in the second half due to targeting
- Had to sit out the first half at Northwestern and had two tackles and 1.0 TFL in the second half
- Had an impressive all-around game in the win over Penn State
- Had an interception and a 55-yard return to set up a Husker field goal and a 25-yard punt return to set up another field goal
- Also returned a missed field goal 34 yards, in addition to posting four tackles and a breakup
- Posted three tackles against Illinois and returned two punts for 22 yards
- Had two solo tackles at Iowa

GAME-BY-GAME

OPPONENT	UT-AT-TT	TFL-YD	PBU	INT
at Ohio St.	3-2-5	0.0-0	0	0
at Northwestern	2-0-2	1.0-4	0	0
Penn St.	4-0-4	0.0-0	1	1
Illinois	3-0-3	0.0-0	0	0
at Iowa	2-0-2	0.0-0	0	0
at Purdue				
Minnesota				

CAREER TACKLE STATS

YEAR	G/S	UT	AT	TT	TFL-YD	SCK-YD
2018	11/0	9	3	12	0-0	0.0-0
2019	10/9	29	20	49	4-20	1.5-15
2020	5/4	14	2	16	1.0-4	0.0-0
TOTAL	26/13	52	25	77	5.0-24	1.5-15

CAREER MISCELLANEOUS STATS

YEAR	FF	FR	PBU	INT	QBH	BLK
2018	0	1	3	0	0	0
2019	4	1	3	3	0	0
2020	0	0	1	1	0	0
TOTAL	4	2	7	4	0	0

PUNT RETURNS: 5 att., 52 yards, 0 TDs

CAREER HIGHS

Tackles	7 vs. Ohio St. (2019)
TFLs	2 vs. South Alabama (2019)
Sacks	1.0 vs. South Alabama (2019)
Breakups	1 seven times
Interceptions	1 four times
Interception Returns for TD	1 vs. Iowa (2019)



RONALD THOMPKINS #25

5-11 | 195 | R-FR. | RB
LOGANVILLE, GA.

PERSONAL NOTES

- Has overcome two torn ACL injuries, both suffered in high school
- His Husker debut at Ohio State marked his first game in 791 days

SEASON HIGHLIGHTS

- Had four carries for 22 yards at Ohio State and added a 10-yard reception
- Did not make the trip to Northwestern
- Had a two-yard carry against Penn State
- Missed the Illinois game and did not suit up with an injury
- Traveled to Iowa but did not play

GAME-BY-GAME

OPPONENT	ATT.	YDS	TD	LONG
at Ohio St.	4	22	0	9
at Northwestern	-Did Not Play-			
Penn St.	1	2	0	2
Illinois	-Did Not Play-			
at Iowa	-Did Not Play-			
at Purdue				
Minnesota				

CAREER RUSHING STATS

YEAR	G/S	ATT.	NET	Y/A	Y/G	TD
2019			Redshirt			
2020	2/0	5	24	4.8	12.0	0
TOTAL	2/0	5	24	4.8	12.0	0

RECEIVING: 1 rec., 10 yards, 0 TDs

CAREER HIGHS

Rushing Attempts	4 at Ohio St. (2020)
Rushing Yards	22 at Ohio St. (2020)
Rushing Touchdowns	none
Long Rush	9 at Ohio St. (2020)
Receptions	1 at Ohio St. (2020)
Receiving Yards	10 at Ohio St. (2020)
Receiving Touchdowns	none
Long Reception	10 at Ohio St. (2020)



TRAVIS VOKOLEK #83

6-6 | 260 | JR. | TE
SPRINGFIELD, MO.

CAREER HONORS

- Nebraska Offensive Scout Team MVP (2019)
- 2-Time Nebraska Scholar-Athlete Honor Roll

PERSONAL NOTES

- His father, D.J., is the assistant head football coach at Northern Iowa
- His uncle is Terry Allen, who compiled a 133-125 record as the head coach of Northern Iowa (1989-96), Kansas (1997-2001) and Missouri State (2006-14)

CAREER NOTES

- Spent two seasons at Rutgers (2017-18) before transferring to Nebraska
- Played in 19 games and caught 17 passes for 198 yards with two touchdowns in his two seasons at Rutgers
- Sat out his first season at Nebraska in 2019 due to NCAA transfer rules

SEASON HIGHLIGHTS

- Made his Husker debut at Ohio State but did not record a catch
- Caught the first two passes of his Husker career at Northwestern, totaling 13 yards
- Had a 16-yard catch against Illinois, his longest reception as a Husker
- Posted season highs of three receptions for 31 yards in his first start of the year at Iowa

GAME-BY-GAME

OPPONENT	REC.	YDS	TD	LONG
at Ohio St.	0	0	0	-
at Northwestern	2	13	0	9
Penn St.	0	0	0	0
Illinois	1	16	0	16
at Iowa	3	31	0	14
at Purdue				
Minnesota				

CAREER RECEIVING STATS

YEAR	G/S	REC.	YDS	Y/R	Y/G	TD
2017*	7/2	1	14	14.0	2.0	0
2018*	12/7	16	184	11.5	15.3	2
2019			Transfer (Redshirt)			
2020	5/1	6	60	10.0	12.0	0
TOTAL	24/10	23	258	10.6	10.2	2

*at Rutgers

CAREER HIGHS

Receptions	5 vs. Illinois (2018)*
Receiving Yards	69 at Michigan St. (2018)*
Receiving Touchdowns	1 twice (both in 2018)*
Long Reception	27 at Michigan St. (2018)*

*at Rutgers



KADE WARNER #81

6-1 | 210 | JR. | WR
SCOTTSDALE, ARIZ.

CAREER HONORS

- Team Captain (2020)
- 2-Time Academic All-Big Ten
- 2-Time Nebraska Scholar-Athlete Honor Roll
- 2-Time Brook Berringer Citizenship Team
- 2-Time Tom Osborne Citizenship Team

PERSONAL NOTES

- Is the son of Kurt Warner, a 2017 Pro Football Hall of Fame inductee, two-time NFL MVP and Super Bowl XXXIV MVP

PERSONAL NOTES

- Joined Nebraska as a walk-on but was placed on scholarship for the 2020 season

SEASON HIGHLIGHTS

- Team captain has started all four games
- Caught two passes for 13 yards at Northwestern
- Had a 13-yard reception against Penn State
- Made a nine-yard grab at Iowa

GAME-BY-GAME

OPPONENT	REC.	YDS	TD	LONG
at Ohio St.	0	0	0	-
at Northwestern	2	13	0	7
Penn St.	1	13	0	13
Illinois	0	0	0	-
at Iowa	1	9	0	9
at Purdue				
Minnesota				

CAREER RECEIVING STATS

YEAR	G/S	REC.	YDS	Y/R	Y/G	TD
2017			Redshirt			
2018	9/7	17	95	5.6	10.6	0
2019	7/5	8	101	12.6	14.4	0
2020	5/4	4	35	8.8	7.0	0
TOTAL	21/16	29	231	8.0	11.0	0

CAREER HIGHS

Receptions	4 twice
Receiving Yards	38 at Minnesota (2019)
Receiving Touchdowns	none
Long Reception	26 at Minnesota (2019)



DEONTAI WILLIAMS #8

6-1 | 205 | SR. | S
JACKSONVILLE, FLA.

CAREER HONORS

- Nebraska Scholar-Athlete Honor Roll (Fall 2018)

CAREER NOTES

- Has missed nearly two full seasons due to injury
- Played in only the season opener at Jones County CC in 2016 and at Nebraska in 2019

PERSONAL NOTES

- Earned his degree in child, youth and family studies in December of 2019
- His father, Roosevelt, was a 3rd-round NFL Draft pick in 2002 and played two seasons in the NFL

SEASON HIGHLIGHTS

- Made his return to the field at Ohio State and tied his career high with five tackles before being disqualified in the second half due to a targeting penalty
- Missed the first half of the Northwestern game before totaling four tackles in the second half, including tying his career high with 1.0 TFLs
- Had a 13-yard strip sack against Penn State, and he recovered the fumble and returned it 26 yards for a touchdown
- Was the first Husker to have a sack, forced fumble and fumble return for a touchdown on the same play since at least 1962
- Also broke up a pass against the Nittany Lions
- Then-career high six tackles against Illinois
- Topped that mark with seven tackles at Iowa

GAME-BY-GAME

OPPONENT	UT-AT-TT	TFL-YD	PBU	INT
at Ohio St.	5-0-5	0.0-0	0	0
at Northwestern	2-2-4	1.0-3	0	0
Penn St.	2-1-3	1.0-13	1	0
Illinois	3-3-6	0.0-0	0	0
at Iowa	7-0-7	0.0-0	0	0
at Purdue				
Minnesota				

CAREER TACKLE STATS

YEAR	G/S	UT	AT	TT	TFL-YD	SCK-YD
2018	12/1	15	8	23	1-0	0.0-0
2019	1/1	2	0	2	0-0	0.0-0
2020	5/4	19	6	25	2.0-16	1.0-13
TOTAL	18/6	36	14	50	3.0-16	1.0-13

CAREER MISCELLANEOUS STATS

YEAR	FF	FR	PBU	INT	QBH	BLK
2018	2	1	2	2	0	0
2019	0	0	0	0	0	0
2020	1	1	1	0	0	0
TOTAL	3	2	3	2	0	0

CAREER HIGHS

Tackles	7 at Iowa (2020)
TFLs	1.0 three times
Sacks	1.0 vs. Penn St. (2020)
Breakups	1 three times
Interceptions	1 twice (both in 2018)
Fumble Return TDs	1 vs. Penn St. (2020)



BOE WILSON #56

6-3 | 300 | SR. | OL
LEE'S SUMMIT, MO.

CAREER HONORS

- Honorable-Mention All-Big Ten (2018)
- 3-Time Academic All-Big Ten
- 6-Time Nebraska Scholar-Athlete Honor Roll

SEASON HIGHLIGHTS

- Started at left guard for the first time in his career at Ohio State
- Started at right guard at Northwestern
- Saw his streak of 23 consecutive starts snapped against Penn State
- Played extensively at right guard in the second half against Illinois
- Also saw action at right guard at Iowa

CAREER STATS

- **Games:** 40
(12 in 2017; 12 in 2018; 12 in 2019; 4 in 2020)
- **Starts:** 24
(9 in 2018; 12 in 2019; 3 in 2020)

2020 NEBRASKA SCHEDULE AND RESULTS

DATE	OPPONENT	RESULT	SCORE	RECORD	CONFERENCE	TIME	ATTEND.
Oct. 24	at No. 5 Ohio State *	L	17-52	0-1	0-1	3:19	1,344
Nov. 7	at Northwestern *	L	13-21	0-2	0-2	3:13	N/A
Nov. 14	Penn State *	W	30-23	1-2	1-2	3:23	N/A
Nov. 21	Illinois *	L	23-41	1-3	1-3	3:37	N/A
Nov. 27	at Iowa	L	20-26	1-3	1-3	3:16	1,469

*Big Ten Conference game

SCORE BY QUARTERS	1ST	2ND	3RD	4TH	OT	TOTAL
Nebraska	24	53	17	9		103
Opponents	45	33	48	37		163

TEAM STATISTICS

TEAM STATISTICS	NU	OPP
SCORING	103	163
Points Per Game	20.6	32.6
Points Off Turnovers	23	27
FIRST DOWNS	107	119
Rushing	60	56
Passing	40	54
Penalty	7	9
RUSHING YARDAGE	938	1022
Yards gained rushing	1102	1138
Yards lost rushing	164	116
Rushing Attempts	200	235
Average Per Rush	4.7	4.3
Average Per Game	187.6	204.4
TDs Rushing	8	12
PASSING YARDAGE	902	1099
Comp-Att-Int	92-141-6	91-142-4
Average Per Pass	6.4	7.7
Average Per Catch	9.8	12.1
Average Per Game	180.4	219.8
TDs Passing	2	6
TOTAL OFFENSE	1840	2121
Total Plays	341	377
Average Per Play	5.4	5.6
Average Per Game	368.0	424.2
KICK RETURNS: #-Yards	9-166	12-181
PUNT RETURNS: #-Yards	7-54	7-127
INT RETURNS: #-Yards	4-102	6-36
KICK RETURN AVERAGE	18.4	15.1
PUNT RETURN AVERAGE	7.7	18.1
INT RETURN AVERAGE	25.5	6.0
FUMBLES-LOST	13-6	10-2
PENALTIES-Yards	33-290	20-179
Average Per Game	58.0	35.8
PUNTS-Yards	21-870	14-611
Average Per Punt	41.4	43.6
Net punt average	34.4	39.8
KICKOFFS-Yards	23-1244	34-2053
Average Per Kick	54.1	60.4
Net kick average	39.7	41.5
TIME OF POSSESSION/Game	26:25	33:35
3RD-DOWN Conversions	20/62	38/77
3rd-Down Pct	32%	49%
4TH-DOWN Conversions	6/10	8/10
4th-Down Pct	60%	80%
SACKS BY-Yards	8-62	11-74
MISC YARDS	34	0
TOUCHDOWNS SCORED	11	19
FIELD GOALS-ATTEMPTS	9-10	10-13
ON-SIDE KICKS	0-1	0-0
RED-ZONE SCORES	(18-21) 86%	(23-27) 85%
RED-ZONE TOUCHDOWNS	(9-21) 43%	(14-27) 52%
PAT-ATTEMPTS	(10-10) 100%	(19-19) 100%
ATTENDANCE	0	2813
Games/Avg Per Game	2/0	3/938

INDIVIDUAL OFFENSIVE STATISTICS

RUSHING	G/GS	ATT	GAIN	LOSS	NET	AVG	TD	LONG	AVG/G
McCaffrey, Luke	5/2	61	424	64	360	5.9	3	47	72.0
Martinez, Adrian	4/3	40	262	39	223	5.6	2	39	55.8
Robinson, Wan'Dale	5/5	29	165	3	162	5.6	0	32	32.4
Mills, Dedrick	3/3	31	110	15	95	3.1	2	15	31.7
Scott III, Marvin	4/1	23	69	9	60	2.6	0	8	15.0
Johnson, Rahmir	3/0	6	30	4	26	4.3	1	12	8.7
Thompkins, Ronald	2/0	5	24	0	24	4.8	0	9	12.0
Brown, Alante	5/1	1	18	0	18	18.0	0	18	3.6
TEAM	5	4	0	30	-30	-7.5	0	0	-6.0
Total	5	200	1102	164	938	4.7	8	47	187.6
Opponents	5	235	1138	116	1022	4.3	12	58	204.4

PASSING	G/GS	EFFIC	COMP-ATT-INT	PCT	YDS	TD	LNG	AVG/G
McCaffrey, Luke	5/2	107.56	47-73-5	64.4	455	1	45	91.0
Martinez, Adrian	4/3	127.04	45-66-1	68.2	447	1	31	111.8
TEAM	5	0.00	0-2-0	0.0	0	0	0	0.0
Total	5	115.15	92-141-6	65.2	902	2	45	180.4
Opponents	5	137.41	91-142-4	64.1	1099	6	74	219.8

RECEIVING	G/GS	NO.	YDS	AVG	TD	LONG	AVG/G
Robinson, Wan'Dale	5/5	30	227	7.6	0	31	45.4
Allen, Austin	5/4	14	169	12.1	0	26	33.8
Falck, Levi	5/3	7	68	9.7	1	21	13.6
Betts, Zavier	4/1	6	95	15.8	1	45	23.8
Vokolek, Travis	5/1	6	60	10.0	0	16	12.0
Mills, Dedrick	3/3	6	33	5.5	0	14	11.0
Fleming, Marcus	4/0	5	75	15.0	0	28	18.8
Warner, Kade	5/4	4	35	8.8	0	13	7.0
Martin, Oliver	2/1	3	37	12.3	0	16	18.5
Johnson, Rahmir	3/0	3	30	10.0	0	17	10.0
Stoll, Jack	4/1	2	24	12.0	0	15	6.0
Scott III, Marvin	4/1	2	17	8.5	0	14	4.2
Brown, Alante	5/1	1	16	16.0	0	16	3.2
Thompkins, Ronald	2/0	1	10	10.0	0	10	5.0
McCaffrey, Luke	5/2	1	5	5.0	0	5	1.0
Rafdal, Kurt	5/0	1	1	1.0	0	1	0.2
Total	5	92	902	9.8	2	45	180.4
Opponents	5	91	1099	12.1	6	74	219.8

PUNT RETURNS	NO.	YDS	AVG	TD	LONG
Taylor-Britt, Cam	5	52	10.4	0	25
Robinson, Wan'Dale	1	-5	-5.0	0	0
Martin, Oliver	1	7	7.0	0	7
Total	7	54	7.7	0	25
Opponents	7	127	18.1	0	36

2020 INDIVIDUAL STATISTICS

INTERCEPTIONS	NO.	YDS	AVG	TD	LONG
Farmer, Myles	2	45	22.5	0	37
Bootle, Dicaprio	1	2	2.0	0	2
Taylor-Britt, Cam	1	55	55.0	0	55
Total	4	102	25.5	0	55
Opponents	6	36	6.0	0	23

KICK RETURNS	NO.	YDS	AVG	TD	LONG
Brown, Alante	5	101	20.2	0	29
Johnson, Rahmir	3	54	18.0	0	22
Belt, Brody	1	11	11.0	0	11
Taylor-Britt, Cam	0	0	0.0	0	0
Total	9	166	18.4	0	29
Opponents	12	181	15.1	0	36

FUMBLE RETURNS	NO.	YDS	AVG	TD	LONG
Williams, Deontai	1	26	26.0	1	26
Domann, JoJo	1	0	0.0	0	0
Total	2	26	13.0	1	26
Opponents	1	55	55.0	1	55

FIELD GOALS	FGM-FGA	PCT	1-19	20-29	30-39	40-49	50-59	LG	BLK
Culp, Connor	9-10	90.0	0-0	3-3	6-7	0-0	0-0	39	0
Totals	9-10	90.0	0-0	3-3	6-7	0-0	0-0	39	0
Opponents	11-13	84.6	0-0	3-3	5-5	2-3	0-2	48	0

FG SEQUENCE	NEBRASKA	OPPONENTS
Ohio State	(22)	(34)
Northwestern	(38),(36),38	42
Penn State	(22),(25),(30)	(33),(40),56,(27)
Illinois	(30)	(24),(21)
Iowa	(31),(39)	(32),(33),(48),(37),51

Numbers in (parenthesis) indicate field goal was made

PUNTING	NO.	YDS	AVG	LONG	TB	FC	I20	50+	BLK
Przystup, Will	21	870	41.4	56	1	4	6	5	0
Total	21	870	41.4	56	1	4	6	5	0
Opponents	14	611	43.6	58	0	5	6	2	0

KICKOFFS	NO.	YDS	AVG	TB	OB	RET.	NET	YDLN
Culp, Connor	23	1244	54.1	6	0			
Total	23	1244	54.1	6	0	181	39.7	25
Opponents	34	2053	60.4	19	1	166	41.5	23

SCORING	TD	FGs	PATs					DXP	Saf	Pts
			Kick	Rush	Rcv	Pass				
Culp, Connor	0	9-10	10-10	0-0	0	0-0	0	0	0	37
McCaffrey, Luke	3	0-0	0-0	0-0	0	0-0	0	0	0	18
Mills, Dedrick	2	0-0	0-0	0-0	0	0-0	0	0	0	12
Martinez, Adrian	2	0-0	0-0	0-1	0	0-0	0	0	0	12
Falck, Levi	1	0-0	0-0	0-0	0	0-0	0	0	0	6
Betts, Zavier	1	0-0	0-0	0-0	0	0-0	0	0	0	6
Johnson, Rahmir	1	0-0	0-0	0-0	0	0-0	0	0	0	6
Williams, Deontai	1	0-0	0-0	0-0	0	0-0	0	0	0	6
Total	11	9-10	10-10	0-1	0	0-0	0	0	0	103
Opponents	19	10-13	19-19	0-0	0	0-0	0	0	0	163

TOTAL OFFENSE	G	PLAYS	RUSH	PASS	TOTAL	AVG/G
McCaffrey, Luke	5	134	360	455	815	163.0
Martinez, Adrian	4	106	223	447	670	167.5
Robinson, Wan'Dale	5	29	162	0	162	32.4
Mills, Dedrick	3	31	95	0	95	31.7
Scott III, Marvin	4	23	60	0	60	15.0
Johnson, Rahmir	3	6	26	0	26	8.7
Thompkins, Ronald	2	5	24	0	24	12.0
Brown, Alante	5	1	18	0	18	3.6
TEAM	5	6	-30	0	-30	-6.0
Total	5	341	938	902	1840	368.0
Opponents	5	377	1022	1099	2121	424.2

ALL PURPOSE	G	RUSH	REC	PR	KOR	IR	TOT	AVG/G
Robinson, Wan'Dale	5	162	227	-5	0	0	384	76.8
McCaffrey, Luke	5	360	5	0	0	0	365	73.0
Martinez, Adrian	4	223	0	0	0	0	223	55.8
Allen, Austin	5	0	169	0	0	0	169	33.8
Taylor-Britt, Cam	5	0	0	52	0	55	141	28.2
Brown, Alante	5	18	16	0	101	0	135	27.0
Mills, Dedrick	3	95	33	0	0	0	128	42.7
Johnson, Rahmir	3	26	30	0	54	0	110	36.7
Betts, Zavier	4	0	95	0	0	0	95	23.8
Scott III, Marvin	4	60	17	0	0	0	77	19.2
Fleming, Marcus	4	0	75	0	0	0	75	18.8
Falck, Levi	5	0	68	0	0	0	68	13.6
Vokolek, Travis	5	0	60	0	0	0	60	12.0
Farmer, Myles	5	0	0	0	0	45	45	9.0
Martin, Oliver	2	0	37	7	0	0	44	22.0
Warner, Kade	5	0	35	0	0	0	35	7.0
Thompkins, Ronald	2	24	10	0	0	0	34	17.0
Stoll, Jack	4	0	24	0	0	0	24	6.0
Belt, Brody	5	0	0	0	11	0	11	2.2
Bootle, Dicaprio	5	0	0	0	0	2	2	0.4
Rafdal, Kurt	5	0	1	0	0	0	1	0.2
TEAM	5	-30	0	0	0	0	-30	-6.0
Total	5	938	902	54	166	102	2196	439.2
Opponents	5	1022	1099	127	181	36	2465	493.0

INDIVIDUAL OFFENSE GAME BY GAME

RUSHING	NO-YDS/TD	OSU	NW	PSU	ILL	IOWA	PUR	MINN	TBD
McCaffrey, Luke QB	61-360/3	9-80/0	8-49/0	13-67/1	26-122/2	5-42/0			
Martinez, Adrian QB	40-223/2	13-85/1	13-102/0	DNP	2-8/0	12-28/1			
Robinson, Wan'Dale WR	29-162/0	-	-	16-60/0	7-60/0	6-42/0			
Mills, Dedrick RB	31-95/2	9-25/1	19-59/1	3-11/0	DNP	DNP			
Scott, Marvin RB	23-60/0	DNP	3-14/0	5-11/0	8-22/0	7-13/0			
Johnson, Rahmir RB	6-26/1	-	DNP	DNP	1-3/0	5-23/1			
Thompkins, Ronald RB	5-24/0	4-22/0	DNP	1-2/0	DNP	DNP			
Brown, Alante WR	1-18/0	-	-	-	-	1-18/0			
TEAM	4--30/0	1--2/0	-	1--5/0	-	2--23/0			

RECEIVING	NO-YDS/TD	OSU	NW	PSU	ILL	IOWA	PUR	MINN	TBD
Robinson, Wan'Dale WR	30-227/0	6-49/0	4-32/0	5-11/0	6-60/0	9-75/0			
Allen, Austin TE	14-169/0	2-30/0	2-29/0	3-39/0	5-43/0	2-28/0			
Betts, Xavier WR	6-95/1	DNP	2-17/0	2-54/1	1-9/0	1-15/0			
Fleming, Marcus WR	5-75/0	-	5-75/0	-	-	DNP			
Falck, Levi WR	7-68/1	1-8/0	1-6/0	1-21/0	2-11/1	2-22/0			
Vokolek, Travis TE	6-60/0	-	2-13/0	-	1-16/0	3-31/0			
Martin, Oliver WR	3-37/0	DNP	DNP	DNP	2-30/0	1-7/0			
Warner, Kade WR	4-35/0	-	2-13/0	1-13/0	-	1-9/0			
Mills, Dedrick RB	6-33/0	-	6-33/0	-	DNP	DNP			
Johnson, Rahmir RB	3-30/0	1-17/0	DNP	DNP	1-8/0	1-5/0			
Stoll, Jack TE	2-24/0	2-24/0	DNP	-	-	-			
Scott, Marvin RB	2-17/0	DNP	-	1-14/0	-	1-3/0			
Brown, Alante WR	1-16/0	1-16/0	-	-	-	-			
Thompkins, Ronald RB	1-10/0	1-10/0	DNP	-	DNP	DNP			
McCaffrey, Luke QB	1-5/0	1-5/0	-	-	-	-			
Rafdal, Kurt TE	1-1/0	1-1/0	-	-	-	-			

PASSING

ADRIAN MARTINEZ	ATT	COMP	INT	PCT	YARDS	TD	LONG	SACK	YDS	EFFIC
Ohio State	15	12	0	80.0	105	0	26	2	6	138.8
Northwestern	27	12	1	44.4	125	0	28	0	0	75.9
ILLINOIS	4	3	0	75.0	43	1	31	1	5	247.8
Iowa	20	18	0	90.0	174	0	28	3	20	163.1
TOTALS	66	45	1	68.2	447	1	31	6	31	127.0

LUKE MCCAFFREY	ATT	COMP	INT	PCT	YARDS	TD	LONG	SACK	YDS	EFFIC
Ohio State	5	4	0	80.0	55	0	21	1	4	172.4
Northwestern	16	12	1	75.0	93	0	18	1	12	111.3
PENN STATE	21	13	1	61.9	152	1	45	1	4	128.9
ILLINOIS	26	15	3	57.7	134	0	16	2	23	77.9
Iowa	5	3	0	60.0	21	0	13	0	0	95.3
TOTALS	73	47	5	64.4	455	1	45	5	43	107.6

PUNT RETURNS	NO-YDS/TD	OSU	NW	PSU	ILL	IOWA	PUR	MINN	TBD
Taylor-Britt, Cam	5-52	-	1-2	1-25	2-22	1-3			
Martin, Oliver	1-7	DNP	DNP	DNP	1-7	-			
Robinson, Wan'Dale	1--5	-	1--5	-	-	-			

KICK RETURNS	NO-YDS/TD	OSU	NW	PSU	ILL	IOWA	PUR	MINN	TBD
Brown, Alante	5-101	-	-	-	3-63	2-38			
Johnson, Rahmir	3-54	3-54	DNP	DNP	-	-			
Belt, Brody	1-11	-	1-11	-	-	-			

DEFENSIVE STATISTICS

NAME	GP-GS	-----TACKLES-----			TFL-YDS	-SACKS- NO-YARDS	---PASS DEF---		QBH	---FUMBLES---		BLKD KICK S
		SOLO	AST	TOTAL			INT-YDS	BRUP		RCV-YDS	FF	
13 Domann, JoJo	5-5	22	16	38	5.0-11	.	.	3	1	1-0	2	.
3 Honas, Will	4-4	21	17	38	4.0-22	3.0-22	.	.	2	.	.	.
9 Dismuke Marquel	5-5	21	15	36	3.0-5	.	.	3
28 Reimer, Luke	4-2	24	9	33	4.5-17	2.0-12	1	.
31 Miller, Collin	4-4	9	18	27	2.0-3	.	.	.	2	.	.	.
8 Williams, Deontai	5-4	19	6	25	2.0-16	1.0-13	.	1	.	1-26	1	.
95 Stille, Ben	5-5	8	11	19	1.5-2	.	.	.	1	.	.	.
98 Rogers, Casey	5-1	6	12	18	1.5-9	1.0-8	.	.	1	.	.	.
44 Nelson, Garrett	5-5	10	8	18	1	.	.	.
7 Bootle, Dicaprio	5-5	12	5	17	.	.	1-2	2	1	.	.	.
5 Taylor-Britt, Cam	5-4	14	2	16	1.0-4	.	1-55	1
2 Tannor, Caleb	5-2	7	8	15	1.0-7	1.0-7	.	.	2	.	.	.
99 Robinson, Ty	5-4	5	9	14	2.0-3	.	.	.	1	.	.	.
93 Daniels, Damion	5-3	6	7	13	2.0-2
49 Payne, Pheldarius	5-0	6	7	13	0.5-1	.	.	1	2	.	.	.
6 Newsome, Quinton	5-1	7	2	9	1	.
18 Farmer, Myles	5-1	6	2	8	.	.	2-45	.	.	.	1	.
42 Henrich, Nick	5-0	2	4	6	2	.	.	.
41 Snodgrass, Garrett	5-0	.	5	5
21 Pola-Gates, Noa	5-0	2	1	3
4A Green, Keem	4-0	1	2	3
32 Cooper, Niko	4-0	1	1	2
23 Gifford, Isaac	5-0	2	.	2
57 Piper, Ethan	5-4	2	.	2
38 Jackson, Damian	3-0	.	2	2
34 Otte, Simon	5-0	1	.	1
85 Liewer, Wyatt	5-0	1	.	1
11 Allen, Austin	5-4	1	.	1
2 Mauga-Clements, Eteva	4-0	1	.	1
92 Wildeman, Tate	2-0	.	1	1
8C Riley, Jordan	4-0	1	.	1
24 Scott III, Marvin	4-1	1	.	1
56 Wilson, Boe	4-2	1	.	1
88 Falck, Levi	5-3	1	.	1
Total	5-0	221	170	391	30-102	8-62	4-102	11	16	2-26	6	.
Opponents.	5-0	194	166	360	32.0-132	11-74	6-36	15	4	6-55	3	.

SPECIAL TEAMS TACKLES	UA-A/TOT	OSU	NW	PSU	ILL	IOWA	PUR	MINN	TBD
Pola-Gates, Noa	2-1/3	1-0/1	-	1-1/2	-	-			
Farmer, Myles	3-0/3	1-0/1	1-0/1	1-0/1	-	-			
Cooper, Niko	1-1/2	-	-	1-1/2	-	-			
Piper, Ethan	2-0/2	1-0/1	1-0/1	-	-	-			
Mauga-Clements, Eteva	2-0/2	1-0/1	1-0/1	-	-	-			
Gifford, Issac	1-1/2				0-1/1	1-0/1			
Williams, Deontai	2-0/2	-	-	-	-	2-0/2			
Honas, Will	1-0/1	1-0/1	-	-	-	-			
Tanner, Caleb	0-1/1	-	-	0-1/1	-	-			
Jackson, Damien	0-1/1	-	-	0-1/1	-	-			
Otte, Simon	1-0/1	-	-	-	-	1-0/1			

INDIVIDUAL DEFENSE GAME BY GAME

PLAYER	UA-A	TOTAL	OSU	NW	PSU	ILL	IOWA	PUR	MINN	TBD
Honas, Will LB	21-17	38	6-1	DNP	5-8	3-7	7-1			
Domann, JoJo LB	22-16	38	3-3	4-1	4-8	6-2	5-2			
Dismuke, Marquel DB	21-15	36	5-2	3-0	5-10	3-1	5-2			
Reimer, Luke LB	24-9	33	DNP	7-3	2-2	4-3	11-1			
Miller, Collin LB	9-18	27	3-4	2-4	3-7	1-3	DNP			
Williams, Deontai DB	19-6	25	5-0	2-2	2-1	3-3	7-0			
Stille, Ben DL	8-11	19	2-1	1-3	1-2	1-3	3-2			
Nelson, Garrett LB	10-8	18	1-0	2-1	2-7	1-0	4-0			
Rogers, Casey DL	6-12	18	2-2	1-0	0-3	0-5	3-2			
Bootle, Dicaprio CB	12-5	17	5-0	3-2	2-0	1-3	1-0			
Taylor-Britt, Cam CB	14-2	16	3-2	2-0	4-0	3-0	2-0			
Tannor, Caleb LB	7-8	15	2-2	1-1	1-2	2-2	1-1			
Robinson, Ty DL	5-9	14	1-2	3-1	0-4	1-1	0-1			
Payne, Pheldarius DL	6-7	13	0-2	1-1	3-3	2-1	-			
Daniels, Damion DL	6-7	13	1-0	1-1	0-3	1-1	3-2			
Newsome, Quinton CB	7-2	9	3-1	3-0	0-1	1-0	-			
Farmer, Myles DB	6-2	8	0-1	3-0	2-0	1-1	-			
Henrich, Nick LB	2-4	6	0-1	-	0-1	1-2	1-0			
Snodgrass, Garrett LB	0-5	5	0-1	-	-	0-4	-			
Green, Keem DL	1-2	3	1-1	-	-	0-1	DNP			
Pola-Gates, Noa DB	2-1	3	1-0	-	1-1	-	-			
Jackson, Damian LB	0-2	2	DNP	DNP	0-2	-	-			
Cooper, Niko LB	1-1	2	DNP	-	1-1	-	-			
Piper, Ethan OL	2-0	2	1-0	1-0	-	-	-			
Gifford, Isaac DB	2-0	2	-	-	-	1-0	1-0			
Mauga-Clements, Eteva LB	1-0	1	-	1-0	-	-	DNP			
Allen, Austin TE	1-0	1	-	-	-	1-0	-			
Liewer, Wyatt WR	1-0	1	-	-	-	1-0	-			
Otte, Simon LB	1-0	1	-	-	-	-	1-0			
Falck, Levi WR	1-0	1	-	-	-	1-0	-			
Wildeman, Tate DL	0-1	1	-	DNP	DNP	0-1	DNP			
Scott, Marvin RB	1-0	1	DNP	-	1-0	-	-			
Wilson, Boe OL	1-0	1	-	1-0	DNP	-	-			
Riley, Jordon DL	1-0	1	DNP	1-0	-	-	-			

INDIVIDUAL DEFENSE GAME BY GAME

TACKLES FOR LOSS	UA-A	TOTAL	OSU	NW	PSU	ILL	IOWA	PUR	MINN	TBD
Domann, JoJo LB	5-0	5.0	-	1.0-4	2.0-5	2.0-2	-			
Reimer, Luke LB	4-1	4.5	DNP	1.5-9	1.0-4	1.0-2	1.0-2			
Honas, Will LB	3-2	4.0	2.0-14	DNP	0.5-0	1.5-8	-			
Dismuke, Marquel DB	3-0	3.0	-	-	1.0-3	-	2.0-2			
Daniels, Damion DL	2-0	2.0	-	-	-	1.0-1	1.0-1			
Miller, Collin LB	1-2	2.0	1.5-3	0.5-0	-	-	DNP			
Robinson, Ty DL	2-0	2.0	1.0-2	1.0-1	-	-	-			
Williams, Deontai DB	2-0	2.0	-	1.0-3	1.0-13	-	-			
Rogers, Casey DL	1-1	1.5	-	-	-	0.5-1	1.0-8			
Stille, Ben DL	1-1	1.5	0.5-0	-	-	-	1.0-2			
Taylor-Britt, Cam CB	1-0	1.0	-	1.0-4	-	-	-			
Tannor, Caleb LB	1-0	1.0	1.0-7	-	-	-	-			
Payne, Pheldarius DL	0-1	0.5	-	-	0.5-1	-	-			

SACKS	UA-A	TOTAL	OSU	NW	PSU	ILL	IOWA	PUR	MINN	TBD
Honas, Will LB	3-0	3.0	2.0-14	DNP	-	1.0-8	-			
Reimer, Luke LB	2-0	2.0	DNP	1.0-8	1.0-4	-	-			
Tannor, Caleb LB	1-0	1.0	1.0-7	-	-	-	-			
Rogers, Casey DL	1-0	1.0	-	-	-	-	1.0-8			
Williams, Deontai DB	1-0	1.0	-	-	1.0-13	-	-			

INT RETURNS	NO-YDS	OSU	NW	PSU	ILL	IOWA	PUR	MINN	TBD
Farmer, Myles	2-45	-	2-45	-	-	-			
Taylor-Britt, Cam	1-55	-	-	1-55	-	-			
Bootle, Dicaprio	1-2	-	-	-	-	1-2			

FORCED FUMBLES	NO	OSU	NW	PSU	ILL	IOWA	PUR	MINN	TBD
Domann, JoJo	2	-	-	-	1	1			
Williams, Deontai	1	-	-	1	-	-			
Newsome, Quinton	1	1	-	-	-	-			
Reimer, Luke	1	DNP	1	-	-	-			
Farmer, Myles	1	-	-	-	1	-			

FUMBLES RECOVERED	NO	OSU	NW	PSU	ILL	IOWA	PUR	MINN	TBD
Domann, JoJo	1	1	-	-	-	-			
Williams, Deontai	1	-	-	1	-	-			

FUMBLE RETURNS	NO-YDS	OSU	NW	PSU	ILL	IOWA	PUR	MINN	TBD
Williams, Deontai	1-26	-	-	1-26	-	-			
Domann, JoJo	1-0	1-0	-	-	-	-			

TEAM GAME BY GAME

DATE	OPPONENT	RUSHING				RECEIVING				PASSING				KICK RET				PUNT RET				TOTAL OFF.		
		NO.	YDS	TD	LG	NO.	YDS	TD	LG	CMP	ATT	INT	YDS	TD	LG	NO	YDS	TD	LG	NO	YDS		TD	LG
Oct. 24	at Ohio State	36	210	2	47	16	160	0	26	16	20	0	26	3	54	0	22	0	0	0	0	0	0	370
Nov. 7	at Northwestern	43	224	1	28	24	218	0	28	24	45	2	28	1	11	0	11	2	-3	0	2		442	
Nov. 14	PENN STATE	39	146	1	22	13	152	1	45	13	21	1	45	0	0	0	0	1	25	0	25		298	
Nov. 21	ILLINOIS	44	215	2	32	18	177	1	31	18	30	3	31	3	63	0	29	3	29	0	21		392	
Nov. 27	at Iowa	38	143	2	21	21	195	0	28	21	25	0	28	2	38	0	19	1	3	0	0		338	
	Totals	200	938	8	47	92	902	2	45	92	141	6	902	9	166	0	29	7	54	0	25		1840	
	Opponent	235	1022	12	58	91	1099	6	74	91	142	4	1099	12	181	0	36	7	127	0	36		2121	

DATE	OPPONENT	TACKLES				SACKS	FUMBLE		INT-YDS	QBH	PBU	BLKD KICK	KICKS-XPTS				PTS					
		SOL	AST	TOT	TFL-YDS		NO-YDS	FF					FR-YDS	ATT-MAD	RUN	RCV		SAF				
Oct. 24	at Ohio State	45	26	71	6.0-26	3.0-21	1	1-0	0-0	0	1	0	2-2	0	0	0	0	0	0	0	0	17
Nov. 7	at Northwestern	44	18	62	6.0-21	1.0-8	1	0-0	2-45	9	1	0	1-1	0	0	0	0	0	0	0	0	13
Nov. 14	PENN STATE	39	66	105	6.0-26	2.0-17	1	1-26	1-55	5	5	0	3-3	0	0	0	0	0	0	0	0	30
Nov. 21	ILLINOIS	39	44	83	6.0-14	1.0-8	2	0-0	0-0	2	1	0	2-2	0	0	0	0	0	0	0	0	23
Nov. 27	at Iowa	55	14	69	6.0-15	1.0-8	1	0-0	1-2	0	3	0	2-2	0	0	0	0	0	0	0	0	20
	Totals	221	170	391	30.0-102	8.0-62	6	2-26	4-102	16	11	0	10-10	0	0	0	0	0	0	0	0	103
	Opponent	194	166	360	32.0-132	11.0-74	3	6-55	6-36	4	15	0	19-19	0	0	0	0	0	0	0	0	163

DATE	OPPONENT	PUNTING								FIELD GOALS			KICKOFFS					
		NO	YDS	AVG	LG	BLK	TB	FC	50+	I20	ATT-MADE	LG	BLKD	NO	YDS	AVG	TB	OB
Oct. 24	at Ohio State	5	223	44.6	51	0	0	1	2	1	1-1	22	0	4	227	56.8	1	0
Nov. 7	at Northwestern	5	202	40.4	56	0	1	1	1	0	3-2	38	0	4	232	58.0	2	0
Nov. 14	PENN STATE	4	162	40.5	53	0	0	1	1	2	3-3	30	0	6	353	58.8	2	0
Nov. 21	ILLINOIS	2	98	49.0	56	0	0	1	1	2	1-1	30	0	4	224	56.0	1	0
Nov. 27	at Iowa	5	185	37.0	42	0	0	0	1	1	2-2	39	0	5	208	41.6	0	0
	Totals	21	870	41.4	56	0	1	4	5	6	10-9	39	0	23	1244	54.1	6	0
	Opponent	14	611	43.6	58	0	0	5	2	6	13-10	48	0	34	2053	60.4	19	1

OPPONENT GAME BY GAME

DATE	OPPONENT	RUSHING				RECEIVING				PASSING				KICK RET				PUNT RET				TOTAL OFF.	
		NO.	YDS	TD	LG	NO.	YDS	TD	LG	CMP	ATT	INT	YDS	TD	LG	NO	YDS	TD	LG	NO	YDS		TD
Oct. 24	at Ohio State	48	215	4	21	20	276	2	42	20	21	0	42	2	14	0	10	2	23	0	22		491
Nov. 7	at Northwestern	38	148	1	41	16	169	2	21	16	27	2	21	1	36	0	36	2	44	0	36		317
Nov. 14	PENN STATE	52	245	2	36	19	256	0	74	19	39	1	74	4	51	0	20	1	21	0	21		501
Nov. 21	ILLINOIS	52	285	4	58	18	205	1	28	18	25	0	28	2	40	0	22	0	0	0	0		490
Nov. 27	at Iowa	45	129	1	13	18	193	1	22	18	30	1	22	3	40	0	23	2	39	0	31		322
	Opponent totals	235	1022	12	58	91	1099	6	74	91	142	4	1099	12	181	0	36	7	127	0	36		2121
	Nebraska	200	938	8	47	92	902	2	45	92	141	6	902	9	166	0	29	7	54	0	25		1840

DATE	OPPONENT	TACKLES				SACKS	FUMBLE		INT-YDS	QBH	PBU	BLKD KICK	KICKS-XPTS				PTS					
		SOL	AST	TOT	TFL-YDS		NO-YDS	FF					FR-YDS	ATT-MAD	RUN	RCV		SAF				
Oct. 24	at Ohio State	41	16	57	5.0-19	3.0-10	1	2-55	0-0	0	2	0	7-7	0	0	0	0	0	0	0	0	52
Nov. 7	at Northwestern	46	36	82	8.0-28	1.0-12	0	0-0	2-5	2	9	0	3-3	0	0	0	0	0	0	0	0	21
Nov. 14	PENN STATE	31	38	69	5.0-13	1.0-4	0	0-0	1-0	1	2	0	2-2	0	0	0	0	0	0	0	0	23
Nov. 21	ILLINOIS	35	44	79	7.0-36	3.0-28	1	2-0	3-31	0	1	0	5-5	0	0	0	0	0	0	0	0	41
Nov. 27	at Iowa	41	32	73	7.0-36	3.0-20	1	2-0	0-0	1	1	0	2-2	0	0	0	0	0	0	0	0	26
	Opponent totals	194	166	360	32.0-132	11.0-74	3	6-55	6-36	4	15	0	19-19	0	0	0	0	0	0	0	0	163
	Nebraska	221	170	391	30.0-102	8.0-62	6	2-26	4-102	16	11	0	10-10	0	0	0	0	0	0	0	0	103

DATE	OPPONENT	PUNTING								FIELD GOALS			KICKOFFS					
		NO	YDS	AVG	LG	BLK	TB	FC	50+	I20	ATT-MADE	LG	BLKD	NO	YDS	AVG	TB	OB
Oct. 24	at Ohio State	2	98	49.0	52	0	0	2	1	1	1-1	34	0	9	456	50.7	1	0
Nov. 7	at Northwestern	6	261	43.5	58	0	0	3	1	4	1-0	0	0	4	245	61.2	3	0
Nov. 14	PENN STATE	1	34	34.0	34	0	0	0	0	0	4-3	40	0	6	386	64.3	5	1
Nov. 21	ILLINOIS	3	137	45.7	49	0	0	0	0	0	2-2	24	0	8	515	64.4	5	0
Nov. 27	at Iowa	2	81	40.5	46	0	0	0	1	1	5-4	48	0	7	451	64.4	5	0
	Opponent totals	14	611	43.6	58	0	0	5	2	6	13-10	48	0	34	2053	60.4	19	1
	Nebraska	21	870	41.4	56	0	1	4	5	6	10-9	39	0	23	1244	54.1	6	0

TEAM COMPARISON

OPPONENT	SCORE	1ST DNS (RUN/PASS/PEN.)	RUSHING	PASSING	PASS YDS	TOTAL OFFENSE	RET YDS	T/O
at Ohio State	17-52	17/28 (11/13; 6/12; 0/3)	36-210/48-215	16-20-0/20-21-0	160/276	56-370/69-491	54/92	2/1
at Northwestern	13-21	28/14 (14/5; 10/9; 4/0)	43-224/38-148	24-45-2/16-27-2	218/169	88-442/65-317	53/85	2/2
PENN STATE	30-23	17/30 (9/16; 6/12; 2/2)	39-146/52-245	13-21-1/19-39-1	152/256	60-298/91-501	106/72	1/2
ILLINOIS	23-41	25/25 (14/14; 10/9; 1/2)	44-215/52-285	18-30-3/18-25-0	177/205	74-392/77-490	92/71	5/0
Iowa	20-26	20/22 (12/8; 8/12; 0/2)	38-143/45-129	21-25-0/18-30-1	195/193	63-338/75-322	43/79	2/1
Totals	103-163	107/119 (60/56; 40/54; 7/9)	200-938/235-1022	92-141-6/91-142-4	902/1099	341-1840/377-2121	348/399	12/6

Note: Game totals are displayed in the format NEBRASKA/OPPONENT for each category

OPPONENT	3RD DOWN	4TH DOWN	TIME POSS	MARGIN	YDS/RUSH	YDS/PASS	YDS/PLAY	PUNTING	PENALTIES
at Ohio State	4-10/8-13	0-0/2-2	26:46/33:14	-6:28	5.8/4.5	8.0/13.1	6.6/7.1	5-44.6/2-49.0	8-90/3-14
at Northwestern	4-16/7-16	2-3/1-1	32:27/27:33	4:54	5.2/3.9	4.8/6.3	5.0/4.9	5-40.4/6-43.5	9-55/8-64
PENN STATE	4-12/8-17	1-1/3-5	23:36/36:24	-12:48	3.7/4.7	7.2/6.6	5.0/5.5	4-40.5/1-34.0	5-39/4-50
ILLINOIS	4-12/11-17	2-5/1-1	23:39/36:21	-12:42	4.9/5.5	5.9/8.2	5.3/6.4	2-49.0/3-45.7	7-66/3-31
Iowa	4-12/4-14	1-1/1-1	25:36/34:24	-8:48	3.8/2.9	7.8/6.4	5.4/4.3	5-37.0/2-40.5	4-40/2-20
Totals	20-62/38-77	6-10/8-10	132:04/167:56	-35:52	4.7/4.3	6.4/7.7	5.4/5.6	21-41.4/14-43.6	290/179

Note: Game totals are displayed in the format NEBRASKA/OPPONENT for each category

NEBRASKA RED ZONE CHART

NEBRASKA INSIDE OPPONENT RED-ZONE

DATE	OPPONENT	SCORE	TIMES IN RZ	TIMES SCORED	PTS	TOTAL TDS	RUSH TDS	PASS TDS	-----FGs-----	MADE	MISS	----- FAILED TO SCORE INSIDE RZ -----	DOWN	INT	FUMB	HALF	GAME
*Oct. 24	at Ohio State	L, 17-52	3	3	17	2	2	0	1	0	0	0	0	0	0	0	0
*Nov. 7	at Northwestern	L, 13-21	6	3	13	1	1	0	2	1	1	1	0	0	0	0	0
*Nov. 14	Penn State	W, 30-23	4	4	16	1	1	0	3	0	0	0	0	0	0	0	0
*Nov. 21	Illinois	L, 23-41	4	4	23	3	2	1	1	0	0	0	0	0	0	0	0
*Nov. 27	at Iowa	L, 20-26	4	4	20	2	2	0	2	0	0	0	0	0	0	0	0
Totals			21	18	89	9	8	1	9	1	1	1	1	0	0	0	0
			18 of 21 (85.7%)														

OPPONENT INSIDE NEBRASKA RED-ZONE

DATE	OPPONENT	SCORE	TIMES IN RZ	TIMES SCORED	PTS	TOTAL TDS	RUSH TDS	PASS TDS	-----FGs-----	MADE	MISS	----- FAILED TO SCORE INSIDE RZ -----	DOWN	INT	FUMB	HALF	GAME
*Oct. 24	at Ohio State	L, 17-52	6	6	38	5	4	1	1	0	0	0	0	0	0	0	0
*Nov. 7	at Northwestern	L, 13-21	3	2	14	2	0	2	0	1	0	0	0	0	0	0	0
*Nov. 14	Penn State	W, 30-23	6	4	16	1	1	0	3	0	2	0	0	0	0	0	0
*Nov. 21	Illinois	L, 23-41	7	6	34	4	4	0	2	0	0	0	0	0	0	1	0
*Nov. 27	at Iowa	L, 20-26	5	5	23	2	1	1	3	0	0	0	0	0	0	0	0
Totals			27	23	125	14	10	4	9	1	2	0	0	0	0	1	0
			23 of 27 (85.2%)														

NEBRASKA & OPPONENT LONG PLAYS & DRIVE INFORMATION

LONG SEASON PLAYS (20 OR MORE YARDS)

	[-----NEBRASKA-----]				[-----OPPONENT-----]			
	RUSH	PASS	RET	TOT	RUSH	PASS	RET	TOT
Ohio State	2	2	1	5	1	4	2	7
Northwestern	2	2	1	5	2	2	2	6
Penn State	1	3	4	8	2	3	1	6
Illinois	1	1	2	4	3	5	2	10
Iowa	1	3	0	4	0	1	2	3
TOTALS	7	11	8	26	8	15	9	32

OPPONENT LONG PLAYS (32: 8 RUNS; 15 PASSES; 9 RETURNS)

YDS	OPPONENT	PLAY	RESULT
74	Penn State	Pass (Levis-Freiermuth)	1st-Goal
58	Illinois	Run (Epstein)	1st-10
55	Ohio State	FR (Banks)	Touchdown
42	Ohio State	Pass (Fields-Wilson)	Touchdown
41	Northwestern	Run (Anderson)	Touchdown
36	Northwestern	PR (Lees)	1st-10
36	Northwestern	KOR (McGowan)	1st-10
36	Penn State	Run (Holmes)	1st-10
35	Illinois	Run (Brown)	1st-Goal
31	Penn State	Run (Lee)	Touchdown
31	Iowa	PR (Jones)	1st-10
29	Ohio State	Pass (Fields-Olave)	1st-10
28	Illinois	Pass (Peters-Imatorbhebhe)	Touchdown
25	Illinois	Pass (Peters-Navarro)	1st-10
25	Illinois	Pass (Peters-Barker)	1st-10
24	Ohio State	Pass (Fields-Wilson)	1st-10
24	Northwestern	Run (McGowan)	1st-10
23	Illinois	Pass (Peters-Navarro)	1st-Goal
23	Illinois	IR (Adams)	1st-10
23	Iowa	KR (Kelly-Martin)	1st-10
22	Iowa	Pass (Petras-Beyer)	1st-10
22	Illinois	Pass (Peters-Imatorbhebhe)	1st-Goal
22	Ohio State	Pass (Fields-Olave)	Fumble
22	Ohio State	PR (Wilson)	1st-10
21	Ohio State	Run (Miller)	1st-10
21	Northwestern	Pass (Ramsey-Hull)	1st-10
21	Penn State	Pass (Levis-Dotson)	1st-10
21	Penn State	PR (Dotson)	1st-10
21	Illinois	Run (Epstein)	1st-10
20	Illinois	KOR (Cumby)	1st-10
20	Penn State	Pass (Levis-Lambert-Smith)	1st-10
20	Northwestern	Pass (Ramsey-Kirtz)	1st-10

LONG DRIVE SUPERLATIVES

	NEBRASKA	OPPONENT
Most Yards (Result)	78 at Ohio State (TD)	89 vs. Illinois (TD)
Most Plays (Result)	12 vs. Illinois (TD)	16 vs. Illinois (FG)
Most Time (Result)	5:27 vs. PSU (FG)	6:31 vs. Illinois (FG)

NEBRASKA LONG PLAYS (26; 7 RUNS; 11 PASSES; 8 RETURNS)

YDS	OPPONENT	PLAY	RESULT
53	Penn State	IR (Taylor-Britt)	1st-10
47	Ohio State	Run (McCaffrey)	1st-Goal
45	Penn State	Pass (McCaffrey-Betts)	Touchdown
39	Ohio State	Run (Martinez)	1st-10
37	Northwestern	IR (Farmer)	1st-Goal
34	Penn State	FG Ret (Taylor-Britt)	1st-10
32	Illinois	Run (Robinson)	1st-Goal
31	Illinois	Pass (Martinez-Robinson)	1st-10
29	Illinois	KOR (Brown)	1st-10
28	Northwestern	Run (Martinez)	1st-10
28	Northwestern	Pass (Martinez-Fleming)	1st-10
28	Iowa	Pass (Martinez-Robinson)	1st-10
26	Ohio State	Pass (Martinez-Allen)	1st-10
26	Penn State	FR (Williams)	Touchdown
25	Penn State	Pass (McCaffrey-Allen)	1st-10
25	Northwestern	Pass (Martinez-Allen)	1st-10
25	Penn State	PR (Taylor-Britt)	1st-10
23	Iowa	Pass (Martinez-Allen)	1st-10
22	Iowa	Pass (Martinez-Robinson)	1st-10
22	Penn State	Run (McCaffrey)	1st-10
22	Ohio State	KOR (Johnson)	1st-10
21	Penn State	Pass (McCaffrey-Falck)	1st-10
21	Ohio State	Pass (McCaffrey-Robinson)	1st-10
21	Iowa	Run (McCaffrey)	1st-10
21	Illinois	PR (Taylor-Britt)	1st-10
20	Northwestern	Run (McCaffrey)	4th down

GAME-OPENING DRIVES

OPPONENT	[-----NEBRASKA-----]			[-----OPPONENT-----]		
	PTS.	1ST DWN	YDS	PTS.	1ST DWN	YDS
at Ohio State	7	2	75	7	4	75
at Northwestern	0	3	36	7	3	80
Penn State	7	4	75	0	2	39
Illinois	0	0	4	7	1	21
at Iowa	0	0	0	3	3	54

SECOND-HALF OPENING DRIVES

OPPONENT	[-----NEBRASKA-----]			[-----OPPONENT-----]		
	PTS.	1ST DWN	YDS	PTS.	1ST DWN	YDS
at Ohio State	0	2	30	7	4	75
at Northwestern	0	1	21	7	3	61
Penn State	0	1	24	0	2	32
Illinois	7	4	75	3	4	65
at Iowa	7	5	70	7	5	66

NEBRASKA & OPPONENT SCORING DRIVES, MISCELLANEOUS STATS

SCORING DRIVES

GAME	SCORING DRIVES		[----TIME----]		[--PLAYS--]		5 OR LESS	1 OR 0
	TOT	AVG.	TOT	AVG.	TOT	AVG.		
at Ohio State	3		11:08	3:42	24	8.00	1	0
at Northwestern	3		7:37	2:32	21	7.00	1	1
Penn State	6		13:26	2:14	41	6.83	2	1
Illinois	4		11:38	2:54	35	8.75	0	0
Iowa	4		11:50	2:57	36	9.00	0	0
TOTAL	20		55:39	2:46	157	7.9	4	2
OPPONENTS	29		106:01	3:39	226	7.79	4	1

NEBRASKA POINTS OFF TURNOVERS

GAME	TOs GAINED	TD	FG-FGA	PTS.	(NU FUM./LOST, INT)
at Ohio State	1 (2/1 F/L, 0 INT)	0	0-0	0	2 (3/2 F/L, 0 INT)
at Northwestern	2 (1/0 F/L, 2 INT)	1	1-1	10	2 (2/0 F/L, 2 INT)
Penn State	2 (1/1 F/L, 1 INT)	1	1-1	10	1 (0/0 F/L, 1 INT)
Illinois	0 (4/0 F/L, 0 INT)	0	0-0	0	5 (4/2 F/L, 3 INT)
at Iowa	1 (2/0 F/L, 1 INT)	0	1-1	3	2 (4/2 F/L, 0 INT)
at Purdue					
Minnesota					
TBA					
TOTAL	6 (12/2 F/L, 4 INT)	2	3-3	23	12 (13/6 F/L, 6 INT)
OPPONENTS	12 (13/6 F/L, 6 INT)	3	2-2	27	6 (12/2 F/L, 4 INT)

PENALTY NUMBERS

	NU PEN.-YDS.	OPP. PEN.-YDS
at Ohio State	8-90	3-14
at Northwestern	9-55	8-64
Penn State	5-39	4-50
Illinois	7-66	3-31
at Iowa	4-40	2-20
at Purdue		
Minnesota		
vs. TBA		
TOTALS (AVG/PENALTY)	33-290 (8.8)	20-179 (9.0)
AVG/GAME	6.6-58.0	4.0-35.8

STARTING FIELD POSITION*

GAME	NU AVG. START	OPP. AVG. START	NU DIFF.
	(yards/drives/in 20/past 50)	(yards/drives/in 20/past 50)	
at Ohio State	21.9 (263/12/3/0)	29.6 (296/10/3/2)	-7.7
at Northwestern	28.5 (370/13/4/1)	29.0 (377/13/2/2)	-0.5
Penn State	32.8 (361/11/2/2)	26.9 (296/11/3/1)	5.9
Illinois	27.1 (298/11/1/0)	34.0 (408/12/4/4)	-6.9
at Iowa	27.2 (299/11/1/1)	37.8 (453/12/1/2)	-10.6
at Purdue			
Minnesota			
vs. TBA			
Totals	27.4 (1591/58/11/4)	31.6 (1830/58/13/11)	-4.1

*does not include drives with time of 0:00 (i.e. defensive and special teams touchdowns, end of half turnovers, overtime, etc.)

NEBRASKA SCORING DRIVES

OPPONENT	PLAYS	YDS	TIME	SCORE	QTR./TIME	PLAY
Ohio State	4	75	1:51	7-0	1st/13:09	Martinez 10-yd. run
Ohio State	11	78	5:17	14-14	2nd/8:24	Mills 3-yd. run
Ohio State	9	72	4:00	17-38	3rd/3:56	Culp 22-yd. FG
Northwestern	14	56	5:33	3-7	2nd/11:29	Culp 38-yd. FG
Northwestern	6	34	1:57	6-7	2nd/8:54	Culp 36-yd. FG
Northwestern	1	3	0:07	13-7	2nd/1:25	Mills 3-yd. run
Penn State	11	75	3:35	7-0	1st/11:25	McCaffrey 1-yd. run
Penn State	6	10	1:56	10-0	1st/6:14	Culp 22-yd. FG
Penn State	3	65	0:49	17-3	2nd/14:01	Betts 45-yd. pass from McCaffrey
Penn State	0	0	0:00	24-3	2nd/11:29	Williams 26-yd. fumble return
Penn State	11	35	1:39	27-3	2nd/0:00	Culp 25-yd. FG
Penn State	10	63	5:27	30-16	4th/10:34	Culp 30-yd. FG
Illinois	12	71	4:05	7-7	1st/9:20	McCaffrey 3-yd. run
Illinois	10	52	4:00	10-21	2nd/7:32	Culp 30-yd. FG
Illinois	6	75	1:35	17-31	3rd/6:48	McCaffrey 1-yd. run
Illinois	7	54	1:58	23-41	4th/2:12	Falck 4-yd. pass from Martinez
Iowa	11	62	3:34	3-10	2nd/12:35	Culp 31-yd. FG
Iowa	6	22	2:02	6-10	2nd/9:42	Culp 39-yd. FG
Iowa	11	75	3:19	13-13	2nd/0:29	Martinez 1-yd. run
Iowa	8	70	2:55	20-13	3rd/12:05	Johnson 12-yd. run

OPPONENT SCORING DRIVES

OPPONENT	PLAYS	YDS	TIME	SCORE	QTR./TIME	PLAY
Ohio State	11	75	5:05	7-7	1st/8:04	Teague 1-yd. run
Ohio State	6	76	2:18	7-14	1st/4:02	Wilson 42-yd. pass from Fields
Ohio State	11	71	5:07	14-17	2nd/3:12	Haubiel 34-yd. FG
Ohio State	5	46	1:15	14-24	2nd/1:10	Teague 6-yd. run
Ohio State	8	75	3:36	14-31	3rd/11:24	Fields 17-yd. run
Ohio State	0	0	0	14-38	3rd/8:02	Banks 55-yd. fumble return
Ohio State	7	42	3:18	17-45	4th/9:58	Smith-Njigba 5-yd. pass from Fields
Ohio State	6	40	2:34	17-52	4th/0:18	Miller 2-yd. run
Northwestern	7	80	2:43	7-0	1st/8:29	Anderson 41-yd. run
Northwestern	10	61	4:57	14-13	3rd/9:54	Raine 2-yd. pass from Ramsey
Northwestern	6	44	3:13	21-13	4th/9:53	Lees 10-yd. pass from Ramsey
Penn State	14	66	6:20	3-10	2nd/14:50	Pinegar 33-yd. FG
Penn State	13	52	5:41	3-24	2nd/5:48	Pinegar 40-yd. FG
Penn State	6	82	2:53	13-27	3rd/7:51	Lee 31-yd. run
Penn State	10	42	5:03	16-17	3rd/1:01	Pinegar 27-yd. FG
Penn State	4	75	1:14	23-30	4th/9:20	Ford 5-yd. run
Illinois	3	21	1:17	7-0	1st/13:31	Brown 3-yd. run
Illinois	9	75	3:41	14-7	1st/5:39	Brown 2-yd. run
Illinois	7	65	3:44	21-7	2nd/13:48	Imatorbhebe 28-yd. from Peters
Illinois	4	89	1:35	28-10	2nd/5:50	Epstein 1-yd. run
Illinois	16	65	6:31	31-10	3rd/6:48	McCourt 24-yd. FG
Illinois	10	75	4:17	38-17	3rd/4:17	Peters 1-yd. run
Illinois	12	41	5:42	41-17	4th/10:14	McCourt 21-yd. FG
Iowa	7	54	2:54	3-0	1st/12:06	Duncan 32-yd. FG
Iowa	6	46	2:53	10-0	1st/1:09	Tracy 6-yd. pass from Petras
Iowa	12	55	5:54	13-6	2nd/3:48	Duncan 33-yd. FG
Iowa	14	66	6:18	20-20	3rd/5:47	Sargent 2-yd. run
Iowa	8	30	4:03	23-20	4th/14:55	Duncan 48-yd. FG
Iowa	6	19	1:54	26-20	4th/8:21	Duncan 37-yd. FG

INDIVIDUAL CAREER/SEASON SUPERLATIVES

SEASON AND CAREER, MOST PASSING YARDS			SEASON AND CAREER, LONGEST PASS	
PLAYER	2020	CAREER	2020	CAREER
Adrian Martinez	174 at Iowa	384 vs. Wisconsin, 2018	31 vs. Illinois (Robinson)	75* 2x (at Wisc., 2018; at Colo., 2019)
Luke McCaffrey	152 vs. Penn State	Same	45* vs. Penn State (Betts)	same

*-Indicates touchdown pass

SEASON AND CAREER, MOST RECEIVING YARDS			SEASON AND CAREER, LONGEST CATCH	
PLAYER	2020	CAREER	2020	CAREER
Austin Allen	43 vs. Illinois	same	26 at Ohio State (Martinez)	41 at Ohio State, 2018 (Martinez)
Zavier Betts	54 vs. Penn State	same	45* vs. Penn State (McCaffrey)	same
Alante Brown	16 at Ohio State	same	16 at Ohio State (McCaffrey)	same
Levi Falck	22 at Iowa	140# at K-State, 2019	21 vs. Penn State (McCaffrey)	40# vs. SE Missouri State, 2018
Marcus Fleming	75 at Northwestern	same	28 at Northwestern (Martinez)	same
Rahmir Johnson	17 at Ohio State	same	17 at Ohio State (McCaffrey)	same
Oliver Martin	30 vs. Illinois	38 at Rutgers, 2018\$	16 vs. Illinois (McCaffrey)	21 vs. Notre Dame, 2018 \$
Luke McCaffrey	5 at Ohio State	12 at Maryland, 2019	5 at Ohio State (Martinez)	12 at Maryland, 2019 (Martinez)
Dedrick Mills	33 at Northwestern	34 vs. Iowa, 2019	14 at Northwestern (Martinez)	20 at Colorado, 2019 (Martinez)
Kurt Rafdal	1 at Ohio State	26 vs. Troy, 2018	1 at Ohio State (McCaffrey)	26 vs. Troy, 2018 (Martinez)
Wan'Dale Robinson	75 at Iowa	123 vs. Northwestern, 2019	31 vs. Illinois (Martinez)	49 vs. Northwestern, 2019 (Martinez)
Marvin Scott	14 vs. Penn State	same	14 vs. Penn State (McCaffrey)	same
Jack Stoll	24 at Ohio State	66 vs. So. Alabama	15 at Ohio State (Martinez)	42 vs. S. Alabama, 2019 (Martinez)
Ronald Thompkins	10 at Ohio State	same	10 at Ohio State (Martinez)	same
Kade Warner	13 at Northwestern; vs. Penn St.	38 at Minnesota	13 vs. Penn State (McCaffrey)	26 at Minnesota, 2019 (Vedral)
Travis Vokolek	31 at Iowa	69 ^ at Michigan State	16 vs. Illinois (McCaffrey)	69 ^ at Michigan State

*-Indicates touchdown scored # -at South Dakota St. ^ - at Rutgers \$ -at Michigan

SEASON AND CAREER, MOST RUSHING YARDS			SEASON AND CAREER, LONGEST RUN	
PLAYER	2020	CAREER	2020	CAREER
Austin Allen		2 at Minnesota, 2019		2 at Minnesota, 2019
Brody Belt		29 at Minnesota, 2019		22 at Minnesota, 2019
Alante Brown	18 at Iowa	same	18 at Iowa	same
Rahmir Johnson	3 vs. Illinois	55 at Maryland, 2019	3 vs. Illinois	13 at Maryland, 2019
Adrian Martinez	102 at Northwestern	125 vs. Minnesota, 2018	39 at Ohio State	56 vs. Ohio State, 2019
Luke McCaffrey	122 vs. Illinois	same	47 at Ohio State	same
Dedrick Mills	70 at Northwestern	189 vs. Wisconsin, 2019	15 at Northwestern	61 vs. No. Illinois, 2019
Wan'Dale Robinson	60 vs. Penn State; vs. Illinois	89 at Illinois, 2019	32 vs. Illinois	42* vs. Northwestern, 2019
Marvin Scott	22 vs. Illinois	same	8 at Northwestern; at Iowa	
Ronald Thompkins	22 at Ohio State	same	9 at Ohio State	same
Kade Warner		4 vs. Illinois, 2018		4 vs. Illinois, 2018

*-Indicates touchdown scored ^ -at Georgia Tech

SEASON AND CAREER, MOST TACKLES, TFLS AND SACKS						
PLAYER	TACKLES (2020)	CAREER	TFL (2020)	CAREER	SACKS (2020)	CAREER
Brody Belt		1 vs. So. Ala., '19; vs. Ind. '19		none		none
Dicaprio Bootle	5 at OSU, NW	7 vs. Purdue, 2018		1 vs. Ohio State, 2017		none
Chris Cassidy		1 vs. No. Illinois, 2019		none		none
Braxton Clark		3 at Purdue, 2019		1 at Purdue, 2019		none
Niko Cooper	2 vs. Penn State	same		none		none
Damion Daniels	5 at Iowa	same	1.0 at Iowa	1 vs. BCU, '18; at Iowa '20		none
Marquel Dismuke	15 vs. Penn State	same	2.0 at Iowa	same		none
JoJo Domann	12 vs. Penn State	same	2.0 vs. PSU, Ill.	2 4x, vs. Illinois, '20		1.0 4x, last at Maryland, 2019
Myles Farmer	2 vs. PSU, Illinois	same		none		none
Isaac Gifford	1 vs. Illinois; at Iowa	same		none		none
Keem Green	2 at Ohio State	same		none		none
Nick Henrich	3 vs. Illinois	same		none		none
Will Honas	13 vs. Penn State	same	2.0 at Ohio State	2 at Illinois, '19; vs. OSU, '20	2.0 at Ohio State	same
Damian Jackson	2 vs. Penn State	2 at Purdue, '19; vs. Penn St., '20		none		same
E. Mauga-Clements	1 at Northwestern	same		none		none
Collin Miller	10 vs. Penn State	10 at Minn., '19; PSU '20	1.5 at Ohio State	same		1.0 at Maryland, 2019
Garrett Nelson	9 vs. Penn State	same		2 at Minnesota		none
Quinton Newsome	5 at Ohio State	same		none		none
Simon Otte	1 at Iowa	2 at Maryland, 2019		none		none
Pheldarius Payne	6 vs. Penn State	same	0.5 vs. Penn State	none		none
Ethan Piper	1 at Ohio State	same		none		none
Noa Pola-Gates	2 vs. Penn State	same		none		none
Ben Stille	5 at Iowa	5 vs. NW, '19; at Iowa '20	1.0 at Iowa	3 at Illinois, 2017		1.0 10x, last at Purdue, 2019
Luke Reimer	12 at Iowa	same	1.5 at Northwestern	same	1.0 at NW; vs. Penn St.	none
Jordan Riley	1 at Northwestern	same		non		none
Ty Robinson	4 at NW; vs. Penn St.	same	1.0 at OSU/NW	same		none
Casey Rogers	5 vs. Illinois; at Iowa	same	1 at Iowa	none	1.0 at Iowa	none
Garrett Snodgrass	4 vs. Illinois	same		none		none
Caleb Tannor	4 vs. Illinois	5 vs. Northwestern, 2019	1.0 at Ohio State	2 vs. Northwestern	1.0 at Ohio State	1.0 4x, last vs. Ohio St., 2020
Cam Taylor-Britt	5 at Ohio State	7 vs. Ohio State, 2019	1.0 at Northwestern	2 vs. So. Alabama		1.0 vs. So. Alabama, 2019
Deontre Thomas		5 vs. No. Illinois, 2019		1 vs. So. Ala.; vs. Wis.		none
Chris Walker		1 vs. BCU, 2018		none		none
Tate Wildeman	1 vs. Illinois	same		none		none
Deontai Williams	7 at Iowa	same	1.0 at NW; PSU	1 3x, last vs. Penn State	1.0 vs. Penn State	none

NEBRASKA STATISTICAL HIGHS AND LOWS

NEBRASKA TOTALS	HIGHS	LOWS
Points Scored	30 vs. Penn State	13 at Northwestern
First Downs	28 at Northwestern	17 at Ohio State; vs. Penn State
Rushing Attempts	44 vs. Illinois	36 at Ohio State
Rushing Yards	224 at Northwestern	143 at Iowa
Passes Attempted	45 at Northwestern	20 at Ohio State
Passes Completed	24 at Northwestern	13 vs. Penn State
Had Intercepted	3 vs. Illinois	0 at Ohio State; at Iowa
Passing Yards	218 at Northwestern	152 vs. Penn State
Total Plays	88 at Northwestern	56 at Ohio State
Total Yards	442 at Northwestern	298 vs. Penn State
Possession Time	32:27 at Northwestern	23:36 vs. Penn State
Fumbles	4 vs. Illinois; at Iowa	0 vs. Penn State
Fumbles Lost	2 at Ohio State; vs. Illinois; at Iowa	0 at Northwestern; vs. Penn State
Turnovers	5 vs. Illinois	1 at Northwestern; vs. Penn State
Turnover Margin	1 vs. Penn State	-5 vs. Illinois
Penalties	9 at Northwestern	4 at Iowa
Yards Penalized	90 at Ohio State	39 vs. Penn State
Sacks By-Yards Lost	3-21 at Ohio State	1-8 at Northwestern; 1-8 vs. Illinois; 1-8 at Iowa
Team Tackles for Loss-Yards	6-26 at OSU; 6-21 at NW; 6-26 vs. PSU; 6-14 vs. Ill.; 6-15 at Iowa	

NEBRASKA INDIVIDUAL OFFENSIVE HIGHS

Most Rushing Attempts	26; Luke McCaffrey vs. Illinois
Most Net Rushing Yards	122; Luke McCaffrey vs. Illinois
Most Rushing TDs	2; Luke McCaffrey vs. Illinois
Longest TD Run	12; Rahmir Johnson at Iowa
Longest Run, No TD	47; Luke McCaffrey at Ohio State
Most Pass Attempts	27; Adrian Martinez at Northwestern
Most Completed Passes	20; Adrian Martinez at Iowa
Most Passing Yards	174; Adrian Martinez at Iowa
Most Passing TDs	1; Luke McCaffrey vs. PSU; Adrian Martinez vs. Illinois
Longest TD Pass	45; Luke McCaffrey to Zavier Betts vs. PSU
Longest Pass, No TD	31; Adrian Martinez to Wan'Dale Robinson vs. Illinois
Most Pass Receptions	9; Wan'Dale Robinson at Iowa
Most Receiving Yards	75; Marcus Fleming at Northwestern; Wan'Dale Robinson at Iowa
Most TD Receptions	1; Zavier Betts vs. PSU; Levi Falck vs. Illinois
Most Total Offense Attempts	41; Adrian Martinez vs. Illinois (26 rush, 15 passes)
Most Total Offense Yards	256; Luke McCaffrey vs. Illinois (122 rush, 134 pass)
Most All-Purpose Attempts	26; Luke McCaffrey vs. Illinois (26 rushes, 0 receptions)
Most All-Purpose Yards	122; Luke McCaffrey vs. Illinois
Most Touchdowns Scored	2; Luke McCaffrey vs. Illinois

NEBRASKA INDIVIDUAL SPECIAL TEAMS HIGHS

Most Field Goals Attempted	3; Connor Culp at Northwestern; vs. PSU
Most Field Goals Made	3; Connor Culp vs. Penn State
Longest Field Goal Made	39; Connor Culp at Iowa
Longest Field Goal Attempted	39; Connor Culp at Iowa
Longest Punt Return, TD	None
Longest Punt Return, No TD	25; Cam Taylor-Britt vs. Penn State
Most Punt Return Yardage	25; Cam Taylor-Britt vs. Penn State
Longest Kickoff Return, TD	None
Longest Kickoff Return, No TD	29; Alante Brown vs. Illinois
Longest Blocked Punt, TD	None
Longest Blocked Field Goal Return	None
Most Kickoff Return Yardage	63; Alante Brown vs. Illinois
Most Punts	5; Will Przystup at Ohio State (44.6 avg); at Northwestern (40.4 avg) at Iowa (37.0 avg)
Highest Punting Average	49.0; Will Przystup (2 punts)
Longest Punt	56; Will Przystup at Northwestern; vs. Illinois
Most Blocked Field Goals	None
Most Blocked Punts	None
Most Blocked PAT	None

NEBRASKA INDIVIDUAL DEFENSIVE HIGHS

Most Total Tackles	15; Marquel Dismuke vs. Penn State (5 solo, 10 asst.)
Most Solo Tackles	12; Luke Reimer at Iowa
Most Tackles for Loss	2.0; Four Times
Most Yards Lost	14; Will Honas at Ohio State (2.0 TFL)
Most Quarterback Sacks	2.0; Will Honas at Ohio State (14 yards)
Most Yards Lost	14; Will Honas at Ohio State (2.0 sacks)
Most Pass Breakups	2; JoJo Domann at Iowa
Most Interceptions	2; Myles Farmer at Northwestern
Longest Interception TD Return	None
Longest Interception Return, No TD	55; Cam Taylor-Britt vs. Penn State
Longest Fumble TD Return	26; Deontai Williams vs. Penn State
Longest Fumble Return, No TD	0; JoJo Domann at Ohio State

OPPONENT STATISTICAL HIGHS AND LOWS

OPPONENT TOTALS	HIGHS	LOWS
Points Scored	52 at Ohio State	21 at Northwestern
First Downs	30 vs. Penn State	14 at Northwestern
Rushing Attempts	52 vs. Penn State; vs. Illinois	38 at Northwestern
Rushing Yards	285 vs. Illinois	129 at Iowa
Passes Attempted	39 vs. Penn State	21 at Ohio State
Passes Completed	20 at Ohio State	16 at Northwestern
Had Intercepted	2 at Northwestern	0 at Ohio State
Passing Yards	276 at Ohio State	169 at Northwestern
Total Plays	91 vs. Penn State	65 at Northwestern
Total Yards	501 vs. Penn State	317 at Northwestern
Possession Time	36:24 vs. Penn State	27:33 at Northwestern
Fumbles	4 vs. Illinois	1 at Northwestern
Fumbles Lost	1 at Ohio State; vs. Penn State	0 at Northwestern; vs. Illinois; at Iowa
Turnovers	2 at Northwestern; vs. Penn State	0 vs. Illinois
Turnover Margin	+5 vs. Illinois	-1 vs. Penn State
Penalties	8 at Northwestern	2 at Iowa
Yards Penalized	64 at Northwestern	14 at Ohio State
Sacks By-Yards Lost	3-10 at Ohio State; 3-28 vs. Illinois; 3-20 at Iowa	1-12 at Northwestern; 1-4 Penn State
Team Tackles for Loss-Yards	8-28 at Northwestern	5-19 at Ohio State; 5-13 vs. Penn State

OPPONENT INDIVIDUAL HIGHS

Most Yards Rushing	113; Mike Epstein (Illinois)
Most Rushing Attempts	30; Tyler Goodson (Iowa)
Most Yards Passing	276; Justin Fields (Ohio State)
Most Passing Attempts	31; Will Levis (Penn State)
Most Pass Completions	20; Justin Fields (Ohio State)
Most Pass Receptions	7; Garrett Wilson (Ohio State); Pat Freiermuth (Penn State)
Most Yards Receiving	129; Garrett Wilson (Ohio State)

OPPONENT INDIVIDUAL LONGEST PLAYS

Rush	58; Mike Epstein (Illinois)
Pass	76; Will Levis to Pat Freiermuth (Penn State)
Field Goal	48; Keith Duncan (Iowa)
Punt Return	36; Riley Lees (Northwestern)
Kickoff Return	36; Kyric McGowan (Northwestern)
Fumble Return	55*; Sezyn Banks (Ohio State)
Interception Return	23; Tony Adams (Illinois)
Punt	52; Derek Adams (Northwestern)

*-Indicates touchdown scored

NO. 5 OHIO STATE 52, NEBRASKA 17

SCORE BY QUARTERS	1	2	3	4	OT	FINAL
Nebraska	7	7	3	0		17
No. 5 Ohio State	14	10	14	14		52

SCORING SUMMARY

QTR	TEAM	TIME	SCORE
1st	NEB	13:09	Martinez 10 yd run (Culp kick)
1st	OSU	08:04	Teague 1 yd run (Haubeil kick)
1st	OSU	04:02	Wilson 42 yd pass from Fields (Haubeil kick)
2nd	NEB	08:24	Mills 3 yd run (Culp kick)
2nd	OSU	03:12	Haubeil 34 yd field goal
2nd	OSU	01:10	Teague 6 yd run (Haubeil kick)
3rd	OSU	11:24	Fields 17 yd run (Haubeil kick)
3rd	OSU	08:02	Banks 55 yd fumble recovery (Haubeil kick)
3rd	NEB	03:56	Culp 22 yd field goal
4th	OSU	09:58	Smith-Njigba 5 yd pass from Fields (Haubeil kick)
4th	OSU	00:18	Miller 2 yd run (Haubeil kick)

Columbus, Ohio (Oct. 24) - Adrian Martinez and Luke McCaffrey combined for 165 rushing yards, but Nebraska was unable to keep pace in a 52-17 loss to fifth-ranked Ohio State.

Nebraska generated 370 yards of total offense, including 210 rushing yards and 160 passing yards, as McCaffrey tallied 80 yards on nine carries, including a 47-yard burst on Nebraska's opening drive. His run set up a 10-yard touchdown trot for Martinez to cap a four-play, 75-yard drive to give NU an early lead. Martinez finished with a team-high 85 rushing yards on 13 carries for the Big Red. Martinez added an efficient passing day by completing 12-of-15 passes for 105 yards, while McCaffrey completed 4-of-5 passes for 55 yards.

While Nebraska's quarterbacks combined to complete 16-of-20 passes, Ohio State's Justin Fields was even more efficient, completing 20-of-21 passes for 276 yards and two TDs. Fields added 15 carries for 54 yards and another score as OSU amassed 498 total yards.

After Nebraska took a quick 7-0 lead, Fields pushed the Buckeyes down the field for an 11-play, 75-yard drive in 5:05 to tie the score. After the Buckeyes got a stop on Nebraska's next drive, Fields found Garrett Wilson for a 42-yard touchdown pass with 4:02 left in the opening quarter. NU tied the score at 14 midway through the second quarter on Dedrick Mills' three-yard touchdown run. Ohio State answered with an 11-play drive of its own that covered 71 yards, but Nebraska held and forced a 34-yard Blake Haubeil field goal with 3:12 left in the half. NU struggled on its next possession, and OSU took advantage, going 46 yards in just five plays capped by a Master Teague III six-yard run to put the Buckeyes ahead 24-14. OSU extended its lead on the opening series of the second half, as Fields' 17-yard run put the Buckeyes ahead 31-14.

The three consecutive scores by Ohio State in just 6:48 of game time put Nebraska in a must-score position on its opening drive of the second half, and the Huskers started marching. However, on the sixth play of Nebraska's drive, Martinez fumbled at the OSU 45, and Sevyn Banks scooped up the ball and raced 55 yards for a touchdown to give Ohio State a 38-14 lead. Nebraska ended Ohio State's surge with a 22-yard Connor Culp field goal with 3:56 left in the period to send the Huskers to the fourth trailing 38-17. OSU added a pair of fourth-quarter touchdowns to complete the scoring.

TEAM STATISTICS

	NEB	OSU
FIRST DOWNS	17	28
RUSHES-YARDS (NET)	36-210	48-215
PASSING YDS (NET)	160	276
Passes Att-Comp-Int	20-16-0	21-20-0
TOTAL OFFENSE PLAYS-YARDS	56-370	69-491
Fumble Returns-Yards	1-0	1-55
Punt Returns-Yards	0-0	2-23
Kickoff Returns-Yards	3-54	2-14
Interception Returns-Yards	0-0	0-0
Punts (Number-Avg)	5-44.6	2-49.0
Fumbles-Lost	3-2	2-1
Penalties-Yards	8-90	3-14
Possession Time	26:46	33:14
Third-Down Conversions	4 of 10	8 of 13
Fourth-Down Conversions	0 of 0	2 of 2
Red-Zone Scores-Chances	3-3	6-6
Sacks By: Number-Yards	3-21	3-10

RUSHING: OSU-Fields, Justin 15-54; Sermon, Trey 11-48; Teague III, Master 12-41; Chambers, Steele 4-32; Miller III, Jack 2-23; Johnson, Xavier 4-17. **NEB-**Martinez, Adrian 13-85; McCaffrey, Luke 9-80; Mills, Dedrick 9-25; Thompkins, Ronald 4-22; TEAM 1--2

PASSING: OSU-Fields, Justin 20-21-0-276-2 **NEB-**Martinez, Adrian 12-15-0-105-0; McCaffrey, Luke 4-5-0-55-0

RECEIVING: OSU-Wilson, Garrett 7-129; Olave, Chris 6-104; Smith-Njigba, Jaxson 2-5; Fleming, Julian 1-13; Williams, Jameson 1-7; Sermon, Trey 1-7; Ruckert, Jeremy 1-6; Farrell, Luke 1-5. **NEB-**Robinson, Wan'Dale 6-49; Allen, Austin 2-30; Stoll, Jack 2-24; Johnson, Rahmir 1-17; Brown, Alante 1-16; Thompkins, Ronald 1-10; Falck, Levi 1-8; McCaffrey, Luke 1-5; Rafdal, Kurt 1-1

INTERCEPTIONS: OSU-None. **NEB-**None

FUMBLES: OSU-TEAM 1-0; Olave, Chris 1-1; **NEB-**Adrian Martinez 1-1; McCaffrey 1-1; TEAM 1-0

TACKLES: OSU-Werner, Pete 6-1. **NEB-**Honas, Will 6-1; Dismuke, Marquel 5-2; Miller, Collin 3-4

NORTHWESTERN 21, NEBRASKA 13

SCORE BY QUARTERS	1	2	3	4	OT	FINAL
Nebraska	0	13	0	0		13
Northwestern	7	0	7	7		21

SCORING SUMMARY

QTR	TEAM	TIME	SCORE
1st	NU	08:29	Anderson 41 yd run (Kuhbender kick)
2nd	NEB	11:29	Culp 38 yd field goal
2nd	NEB	08:54	Culp 36 yd field goal
2nd	NEB	01:25	Mills 3 yd run (Culp kick)
3rd	NU	09:54	Raine 2 yd pass from Ramsey (Kuhbender kick)
4th	NU	09:53	Lees 10 yd pass from Ramsey (Kuhbender kick)

Evanston, Ill. (Nov. 7) - In another game between Nebraska and Northwestern that came down to the final play, Luke McCaffrey's pass to Wan'Dale Robinson fell incomplete as the Wildcats escaped with a 21-13 win.

Nebraska lost despite putting up 442 yards of total offense and 28 first downs against Northwestern, while holding the Wildcats to just 317 total yards.

The Huskers led 13-7 at the half, but Peyton Ramsey threw a pair of second-half touchdowns passes for Northwestern, including a 10-yard pass to Riley Lees with 9:53 left.

Nebraska had two opportunities to get the tying score in the fourth quarter, but could not crack the end zone. Luke McCaffrey drove the Huskers down the field, and Nebraska had the ball first-and-goal at the Northwestern 3-yard line and had another first and goal at the Wildcat 2, but Chris Bergin's interception snuffed out the drive.

After forcing a punt, the Huskers got the ball back at their 8-yard line with 2:14 remaining. NU eventually got the ball to the Wildcat 14, but his fourth-down incompleteness on fourth-and-4 with five seconds left ended the Huskers' scoring threat. McCaffrey completed 12-of-16 passes for 93 yards in just over one quarter of action, while adding 49 yards on eight carries. Adrian Martinez led the Nebraska ground game with 102 yards on 13 carries, while adding 125 yards by completing 12-of-27 passes.

Northwestern jumped out to a 7-0 lead on Drake Anderson's 41-yard run, capping a seven-play, 80-yard drive. The Huskers chipped away, getting two Connor Culp field goals to pull within 7-6 midway through the second quarter.

Late in the second quarter, Myles Farmer gave the Big Red their best opportunity of the day, intercepting a Peyton Ramsey pass and taking it down to the Northwestern 3. Dedrick Mills scored on the next play to give the Huskers a 13-7 lead with 1:25 left in the half.

Farmer, making his first career start, picked off two Ramsey passes for Nebraska, while Luke Reimers added a career-high 10 stops and a sack for the Big Red.

Northwestern went back in front with its opening drive of the second half. Ramsey found John Raine on a two-yard pass to cap a 10-play, 61-yard drive that used up 4:57 to put the Wildcats up 14-13 with 9:53 left in the third.

Ramsey, who went 16-of-27 for 169 yards and two scores, added his second scoring toss early in the third quarter to stake the Wildcats an eight-point cushion.

TEAM STATISTICS

	NEB	NW
FIRST DOWNS	28	14
RUSHES-YARDS (NET)	43-224	38-148
PASSING YDS (NET)	218	169
Passes Att-Comp-Int	45-24-2	27-16-2
TOTAL OFFENSE PLAYS-YARDS	88-442	65-317
Fumble Returns-Yards	0-0	0-0
Punt Returns-Yards	2--3	2-44
Kickoff Returns-Yards	1-11	1-36
Interception Returns-Yards	2-45	2-5
Punts (Number-Avg)	5-40.4	6-43.5
Fumbles-Lost	2-0	1-0
Penalties-Yards	9-55	8-64
Possession Time	32:27	27:33
Third-Down Conversions	4 of 16	7 of 16
Fourth-Down Conversions	2 of 3	1 of 1
Red-Zone Scores-Chances	3-6	2-3
Sacks By: Number-Yards	1-8	1-12

RUSHING: NW-Anderson, Drake 18-89; McGowan, Kyric 3-32; Ramsey, Peyton 9-28; Hull, Evan 4-6; Porter, Cam 1-1; Chiao Khiao-Bowman, Rmaud 1-0; Team 1--4; Lees, Riley 1--4. **NEB-**Martinez, Adrian 13-102; Mills, Dedrick 19-59; McCaffrey, Luke 8-49; Scott III, Marvin 3-14.

PASSING: NW-Ramsey, Peyton 16-27-2-169-2 **NEB-**Martinez, Adrian 12-27-1 125-0; McCaffrey, Luke 12-16-1-93-0

RECEIVING: NW-Raine, John 4-33; McGowan, Kyric 3-27; Lees, Riley 3-25; Hull, Evan 2-27; Chiao Khiao-Bowman, Rmaud 2-26; Kirtz, Bryce 1-20; Washington, Malik 1-11. **NEB-**Mills, Dedrick 6-33; Fleming, Marcus 5-75; Robinson, Wan'Dale 4-32; Allen, Austin 2-29; Betts, Zavie 2-17; Yokolek, Travis 2-13; Warner, Kade 2-13; Falck, Levi 1-6

INTERCEPTIONS: NW-Bergin, Chris 1-5; Joseph, Brandon 1-0. **NEB-**Farmer, Myles 2-45

FUMBLES: NW-Ramsey, Peyton 1-0; **NEB-**Robinson, Wan'Dale 1-0; Mills, Dedrick 1-0

TACKLES: NW-Gallagher, Blake 8-6. **NEB-**Reimer, Luke 7-3

NEBRASKA 30, PENN STATE 23

SCORE BY QUARTERS	1	2	3	4	FINAL
Penn State	0	6	10	7	23
Nebraska	10	17	0	3	30

SCORING SUMMARY

QTR	TEAM	TIME	SCORE
1st	NEB	11:25	McCaffrey 1 yd run (Culp kick)
1st	NEB	06:14	Culp 22 yd field goal
2nd	PSU	14:50	Pinegar 33 yd field goal
2nd	NEB	14:01	Betts 45 yd pass from McCaffrey (Culp kick)
2nd	NEB	11:29	Williams 26 yd fumble recovery (Culp kick)
2nd	PSU	05:48	Pinegar 40 yd field goal
2nd	NEB	00:00	Culp 25 yd field goal
3rd	PSU	07:51	Lee 31 yd run (Pinegar kick)
3rd	PSU	01:01	Pinegar 27 yd field goal
4th	NEB	10:34	Culp 30 yd field goal
4th	PSU	09:20	Ford 5 yd run (Pinegar kick)

Lincoln (Nov. 14) - Nebraska's defense helped the Huskers build a 27-6 halftime lead and preserved it with a pair of fourth-quarter stands in a 30-23 victory over Penn State.

Nebraska held a 30-23 lead after Penn State's Devyn Ford scored on a five-yard touchdown with 9:30 left. The Husker defense made the margin stand by snuffing out a pair of Penn State drives inside the Husker red zone in the final five minutes.

The Nittany Lions got the ball at the NU 48 with 7:39 left after a Brandon Smith interception. PSU quarterback Will Levis led the Lions to the NU 11, but the Huskers forced four consecutive incompletions, culminating with a Marquel Dismuke breakup on fourth down.

After a Husker punt, PSU marched from its own 31 to the NU 9 on its final drive before the Blackshirts stiffened. After a pair of incompletions, Luke Reimer sacked Levis on third down before Ben Stille pressured Levis into an incompleting to seal NU's first win of 2020.

Dismuke recorded a career-high 15 tackles, including a tackle for loss to go along with his breakup, as four Huskers totaled double-figure tackles. The Blackshirts also forced two turnovers that led to 10 points, including a 26-yard scoop and score from Deontai Williams.

NU jumped out quickly, as Luke McCaffrey led NU on an 11-play, 75-yard drive to open the game. McCaffrey accounted for 69 yards on the drive, including a key 12-yard run to keep the chains moving. On Penn State's first possession, Cam Taylor-Britt intercepted a Sean Clifford pass and returned it 55 yards to the PSU 15 to set up a 22-yard field goal by Connor Culp, one of three for the Husker kicker on the day.

PSU was within 10-3 in the opening minute of the second quarter before the Huskers struck for 14 points in a 2:32 span. Freshman Zavier Betts got into the scoring column, taking a flip from McCaffrey and racing 45 yards for a TD, capping a 3-play, 65-yard drive. On the next drive, the Williams strip sack and score extended the margin to 21 with 11:29 left in the half.

McCaffrey picked up a victory in his first career start, completing 13-of-21 passes for 152 yards and a touchdown. He also rushed 13 times for 67 yards and another score. Wan'Dale Robinson added a season-high 16 carries for 60 yards while catching five passes. NU was out-gained 501-298, but the Blackshirts allowed just 16 points on Penn State's six red zone trips.

TEAM STATISTICS

	PSU	NEB
FIRST DOWNS	30	17
RUSHES-YARDS (NET)	52-245	39-146
PASSING YDS (NET)	256	152
Passes Att-Comp-Int	39-19-1	21-13-1
TOTAL OFFENSE PLAYS-YARDS	91-501	60-298
Fumble Returns-Yards	0-0	1-26
Punt Returns-Yards	1-21	1-25
Kickoff Returns-Yards	4-51	0-0
Interception Returns-Yards	1-0	1-55
Punts (Number-Avg)	1-34.0	4-40.5
Fumbles-Lost	1-1	0-0
Penalties-Yards	4-50	5-39
Possession Time	36:24	23:36
Third-Down Conversions	8 of 17	4 of 12
Fourth-Down Conversions	3 of 5	1 of 1
Red-Zone Scores-Chances	4-6	4-4
Sacks By: Number-Yards	1-4	2-17

RUSHING: PSU- Ford, Devyn 16-66; Levis, Will 18-61; Holmes, Caziah 4-50; Lee, Keyvone 8-49; Clifford, Sean 6-19. **NEB-**McCaffrey, Luke 13-67; Robinson, Wan'Dale 16-60; Scott III, Marvin 5-11; Mills, Dedrick 3-11; Thompkins, Ronald 1-2; TEAM 1--5

PASSING: PSU-Levis, Will 14-31-0-219-0; Clifford, Sean 5-8-1-37-0. **NEB-**McCaffrey, Luke 13-21-1-152-1.

RECEIVING: PSU-Freiermuth, Pat 7-113; Washington, Parker 5-70; Lambert-Smith, KeAndre 3-35; Dotson, Jahan 2-27; George, Daniel 1-6; Ford, Devyn 1-5. **NEB-**Robinson, Wan'Dale 5-11; Allen, Austin 3-39; Betts, Zavier 2-54; Falck, Levi 1-21; Scott III, Marvin 1-14; Warner, Kade 1-13

INTERCEPTIONS: PSU-Smith, Brandon 1-0. **NEB-**Taylor-Britt, Cam 1-55

FUMBLES: PSU-Clifford, Sean 1-1. **NEB-**None

TACKLES: PSU-Oweh, Jayson 6-3. **NEB-**Dismuke, Marquel 5-10

ILLINOIS 41, NEBRASKA 23

SCORE BY QUARTERS	1	2	3	4	FINAL
Illinois	14	14	10	3	41
Nebraska	7	3	7	6	23

SCORING SUMMARY

QTR	TEAM	TIME	SCORE
1st	ILL	13:31	Brown 3 yd run (McCourt kick)
1st	NEB	09:20	McCaffrey 5 yd run (Culp kick)
1st	ILL	05:39	Brown 2 yd run (McCourt kick)
2nd	ILL	13:48	Imatorbhebe 28 yd pass from Peters (McCourt kick)
2nd	NEB	07:32	Culp 30 yd field goal
2nd	ILL	05:50	Epstein 1 yd run (McCourt kick)
3rd	ILL	08:23	McCourt 24 yd field goal
3rd	NEB	06:48	McCaffrey 1 yd run (Culp kick)
3rd	ILL	02:31	Peters 1 yd run (McCourt kick)
4th	ILL	10:14	McCourt 21 yd field goal
4th	NEB	02:12	Falck 4 yd pass from Martinez (Run failed)

Lincoln (Nov. 21) - Nebraska committed five turnovers, and visiting Illinois converted the miscues into 17 points in a 41-23 victory over the Huskers.

Luke McCaffrey rushed for 122 yards and two touchdowns on 26 carries while adding 134 yards on 15-of-26 passing but threw three interceptions and fumbled on the game's first play from scrimmage. Three plays and 21 yards later, Chase Brown's three-yard scoring run put Illinois up 7-0 just 1:29 into the game.

Nebraska regrouped as McCaffrey engineered a 12-play, 71-yard march that culminated with his five-yard touchdown run to tie the game at seven.

Illinois regained the lead on its next drive, as Brown's second touchdown of the day made it 14-7. Nebraska was driving on its next possession, but McCaffrey's fourth-down pass was intercepted by Tarique Barnes at the Illinois 35. The Illini would take advantage, going 65 yards in seven plays, as Brandon Peters found Josh Imatorbhebe on a 28-yard touchdown pass to make it 21-7.

Nebraska pulled to within 21-10 after a Connor Culp field goal, but Illinois answered with a four-play, 89-yard drive, highlighted by a 58-yard run by Mike Epstein, who scored from one yard out two plays later.

The Fighting Illini finished with 490 total yards, including 285 on the ground and 205 yards passing. Brown finished the game with 110 yards and two touchdowns, while Epstein added 113 yards. Brandon Peters completed 18-of-25 passes for 205 yards while adding 36 rushing yards and a touchdown of his own on eight carries. Most importantly, Illinois did not turn the ball over.

Illinois started the second half with the ball and Nebraska's defense appeared to have the Illini stopped for a quick three-and-out, but punter Blake Hayes converted on 4th-and-8 from the Illinois 31 with a 14-yard run. Illinois eventually converted and pushed the lead to 31-10 after James McCourt's 24-yard field goal.

Nebraska cut into the Illinois lead with its first second-half touchdown of the season with a six-play, 75-yard drive capped by McCaffrey's one-yard touchdown. But Peters and the Illini answered with a one-yard touchdown run of their own on the ensuing drive to push the lead back to 21 points.

Will Honas led the Nebraska defense with 10 total tackles, including a sack, another half TFL and a hurry, while JoJo Domann added eight tackles including a pair of TFLs and breakup.

TEAM STATISTICS

	ILL	NEB
FIRST DOWNS	25	25
RUSHES-YARDS (NET)	52-285	44-215
PASSING YDS (NET)	205	177
Passes Att-Comp-Int	25-18-0	30-18-3
TOTAL OFFENSE PLAYS-YARDS	77-490	74-392
Fumble Returns-Yards	0-0	0-0
Punt Returns-Yards	0-0	3-29
Kickoff Returns-Yards	2-40	3-63
Interception Returns-Yards	3-31	0-0
Punts (Number-Avg)	3-45.7	2-49.0
Fumbles-Lost	4-0	4-2
Penalties-Yards	3-31	7-66
Possession Time	36:21	23:39
Third-Down Conversions	11 of 17	4 of 12
Fourth-Down Conversions	1 of 1	2 of 5
Sacks By: Number-Yards	3-28	1-8

RUSHING: ILL- Epstein, Mike 13-113; Brown, Chase 26-110; Peters, Brandon 8-36; Williams, Isaiah 3-14; Hayes, Blake 1-14; Team 1--2. **NEB-**McCaffrey, Luke 26-122; Robinson, Wan'Dale 7-60; Scott III, Marvin 8-22; Martinez, Adrian 2-8 Johnson, Rahmir 1-3

PASSING: ILL-Peters, Brandon 18-25-0-205-1. **NEB-**McCaffrey, Luke 15-26-3 134-0; Martinez, Adrian 3-4-0-43-1

RECEIVING: ILL- Navarro, Donny 5-58; Imatorbhebe, Josh 4-71; Barker, Daniel 3-42; Washington, Casey 2-11; Cumby, Kyron 2--1; Hightower, Brian 1-12; Brown, Chase 1-12. **NEB-**Robinson, Wan'Dale 6-60; Allen, Austin 5-43; Martin, Oliver 2-30; Falck, Levi 2-11; Vokolek, Travis 1-16 Betts, Zavier 1-9; Johnson, Rahmir 1-8

INTERCEPTIONS: ILL-Adams, Tony 1-23; Hansen, Jake 1-8; Barners, Tarique 1-0. **NEB-**None

FUMBLES: ILL-Peters, Brandon 2-0; Epstein, Mike 1-0; Cumby, Kyron 1-0. **NEB-**McCaffrey, Luke; 3-1; Robinson, Wan'Dale 1-1.

TACKLES: ILL-Adams, Tony 9-4. **NEB-**Honas, Will 3-7

NO. 5 OHIO STATE 48, NEBRASKA 7

SCORE BY QUARTERS	1	2	3	4	FINAL
Ohio State	14	24	10	0	48
Nebraska	0	0	7	0	7

SCORING SUMMARY

QTR	TEAM	TIME	SCORE
1st	OSU	10:35	Fields 15 yd run (Haubeil kick)
1st	OSU	04:37	Hill 2 yd pass from Fields (Haubeil kick)
2nd	OSU	09:32	Haubeil 23 yd field goal
2nd	OSU	08:26	Teague 8 yd run (Haubeil kick)
2nd	OSU	05:42	Teague 1 yd run (Haubeil kick)
2nd	OSU	01:34	Mack 18 yd pass from Fields (Haubeil kick)
3rd	OSU	10:35	Haubeil 36 yd field goal
3rd	OSU	03:51	Wilson 6 yd pass from Fields (Haubeil kick)
3rd	NEB	02:07	Dedrick Mills 9 yd run (McCallum kick)

Lincoln (Sept. 28) - No. 5/6 Ohio State produced a complete game in all phases to post a 48-7 win over Nebraska. The Buckeyes rolled for 580 total yards, including 368 on the ground, while holding the Huskers to 231 total yards.

The Buckeyes controlled the game from the outset, forcing a turnover on Nebraska's opening possession with a diving interception from Jeff Okudah. OSU went 50 yards in five plays, as Justin Fields scored from 15 yards out. On their next possession, the Buckeyes made it 14-0 as Fields found K.J. Hill for a two-yard touchdown pass to cap a 10-play drive.

Late in the first quarter, Nebraska put together a sustained drive before Okudah picked off his second pass of the day. The Buckeyes turned the fortunate bounce into points, pushing the ball 90 yards in 13 plays over the next 7:04 before NU forced a field goal.

Two plays into Nebraska's next drive, Martinez was intercepted again at midfield - this time by OSU senior free safety Jordan Fuller. Three plays later, the Buckeyes were in the end zone again on running back Master Teague's eight-yard touchdown run to give OSU a 24-0 lead with 8:26 left in the half.

The flurry of turnovers left the Huskers on the ropes, and the Buckeyes went for the knockout, forcing a quick three-and-out, then scoring on another three-play drive that covered 55 yards. Teague's second touchdown run, this time from one yard out, put Ohio State up 31-0 with 5:42 left in the half. Fields capped the first half with an 18-yard TD pass to Austin Mack to give the Buckeyes a 38-0 halftime lead.

The Buckeyes amassed 378 yards on 45 plays, including 230 rushing yards on 29 carries while the Huskers managed just 76 yards in the first half.

Ohio State put the game firmly out of reach with 10 more points to open the second half, before Mills ended the Buckeyes' shutout hopes with a nine-yard touchdown run to cap a five-play, 75-yard drive late in the third quarter. Martinez sparked that drive with a career-long 56-yard run.

For the game, Martinez led Nebraska in rushing with 81 yards on 15 carries, while completing 8-of-17 passes for 47 yards. Mills added 67 rushing yards, while Wan'Dale Robinson contributed 27 rushing yards.

J.K. Dobbins finished with 177 yards on 24 totes, while Teague ended the day with 77 rushing yards. Fields was efficient, completing 15-of-21 passes for 212 yards and three passing touchdowns while adding 72 rushing yards and another score on 12 carries.

TEAM STATISTICS

	OSU	NEB
FIRST DOWNS	31	15
RUSHES-YARDS (NET)	53-368	39-184
PASSING YDS (NET)	212	47
Passes Att-Comp-Int	22-15-0	17-8-3
TOTAL OFFENSE PLAYS-YARDS	75-580	56-231
Fumble Returns-Yards	0-0	0-0
Punt Returns-Yards	2-3	0-0
Kickoff Returns-Yards	2-46	3-51
Interception Returns-Yards	3-0	0-0
Punts (Number-Avg)	1-59.0	5-35.2
Fumbles-Lost	0-0	1-0
Penalties-Yards	2-25	6-57
Possession Time	36:54	23:06
Third-Down Conversions	10 of 13	4 of 12
Fourth-Down Conversions	0 of 0	1 of 2
Red-Zone Scores-Chances	8-8	1-2
Sacks By: Number-Yards	4-23	3-21

RUSHING: OSU-J.K. Dobbins 24-177; Master Teague 12-77; Justin Fields 12-72; Marcus Crowley 4-45; TEAM 1--3. **NEB-**Adrian Martinez 15-81; Dedrick Mills 11-67; Wan'Dale Robinson 9-27; Maurice Washington 4-9

PASSING: OSU-Justin Fields 15-21-0-212-3; Team 0-1-0-0-0. **NEB-**Adrian Martinez 8-17-3-47-0

RECEIVING: OSU-K.J. Hill 5-39; Austin Mack 3-66; Chris Olave 3-30; Master Teague 1-28; Binjimen Victor 1-27; Luke Farrell 1-16; Garrett Wilson 1-6. **NEB-**Maurice Washington 2-10; Austin Allen 2-7; Dedrick Mills 1-10; Wan'Dale Robinson 1-8; JD Spielman 1-7; Kanawai Noa 1-5.

INTERCEPTIONS: OSU-Jeff Okudah 2-0; Jordan Fuller 1-0. **NEB-**None

FUMBLES: OSU-None. **NEB-**Adrian Martinez 1-0

TACKLES: OSU-Malik Harrison 3-4. **NEB-**Marquel Dismuke 4-4; Mohamed Barry 1-7

NEBRASKA 13, NORTHWESTERN 10

SCORE BY QUARTERS	1	2	3	4	FINAL
Northwestern	0	3	7	0	10
Nebraska	7	3	0	3	13

SCORING SUMMARY

QTR	TEAM	TIME	SCORE
1st	NEB	04:25	Robinson 42 yd run (McCallum kick)
2nd	NEB	08:24	McCallum 35 yd field goal
2nd	NU	05:15	Kuhbänder 40 yd field goal
3rd	NU	11:20	Smith 2 yd run (Kuhbänder kick)
4th	NEB	00:00	McCallum 24 yd field goal

Lincoln (Oct. 5) - Lane McCallum's 24-yard field goal as time expired gave Nebraska a 13-10 win over Northwestern on Homecoming. McCallum waited through three icing timeouts from Northwestern Head Coach Pat Fitzgerald before his kick split the uprights and set off an on-field celebration. McCallum's kick was just the second walk-off winning kick by Nebraska in the history of Memorial Stadium and the first since 2000.

The game-winning drive was also engineered by a reserve quarterback, as Noah Vedral led the Huskers to victory in the fourth quarter after taking over for an injured Adrian Martinez. Vedral's final drive covered 42 yards in six plays and was set up by Lamar Jackson's interception and return with a minute remaining.

The biggest offensive play of the final drive came on a 32-yard strike from Vedral to Wan'Dale Robinson to get the ball to the Northwestern 16-yard line. Robinson carried the offensive load for the Huskers, hauling in seven receptions for a career-high 123 yards. He also led the Huskers with seven carries for 44 yards, including a highlight-reel 42-yard touchdown burst in the first quarter.

On a sunny but windy day inside Memorial Stadium, Nebraska took a 7-0 lead on Robinson's run to cap an eight-play, 70-yard drive. The Blackshirts pitched a shutout for the rest of the first quarter, and Nebraska's offense capitalized while going against the wind in the second quarter. The Huskers used a 35-yard McCallum field goal with 8:24 left in the half to push their lead to 10-0. McCallum's field goal put the finishing touches on a 10-play, 61-yard drive that consumed 5:10.

On the ensuing kickoff, Northwestern's Riley Lees uncorked a 50-yard return to put the Wildcats at the Husker 45. The Blackshirts stiffened and held the Cats to just 23 yards on nine plays before Charlie Kuhbänder snuck a 40-yard field goal inside the left upright to cut Nebraska's lead to 10-3 with 5:15 left in the half.

In the third quarter, Northwestern went 58 yards on six plays capped by quarterback Aidan Smith's two-yard touchdown run to tie the game at 10 with 11:20 left. Smith finished his day as the game's leading rusher with 64 yards on 16 carries. Smith also completed 19-of-32 passes for 136 yards, but the Huskers made the Wildcats pay for his interception - the only turnover of the game - with one minute left.

Jackson finished with four tackles to go along with his interception, while linebackers Mohamed Barry and Collin Miller each led the Huskers with eight stops on the day. Marquel Dismuke and JoJo Domann both pitched in seven stops, while defensive tackle Darrion Daniels played a strong game inside with six stops, including a TFL.

TEAM STATISTICS

	NW	NEB
FIRST DOWNS	18	12
RUSHES-YARDS (NET)	41-157	40-133
PASSING YDS (NET)	136	186
Passes Att-Comp-Int	32-19-1	25-15-0
TOTAL OFFENSE PLAYS-YARDS	73-293	65-319
Fumble Returns-Yards	0-0	0-0
Punt Returns-Yards	2-3	1-3
Kickoff Returns-Yards	1-50	1-19
Interception Returns-Yards	0-0	1-11
Punts (Number-Avg)	9-35.6	10-41.9
Fumbles-Lost	2-0	1-0
Penalties-Yards	6-50	8-74
Possession Time	31:21	28:39
Third-Down Conversions	5 of 16	6 of 19
Fourth-Down Conversions	0 of 0	0 of 0
Red-Zone Scores-Chances	1-2	2-3
Sacks By: Number-Yards	1-2	1-1

RUSHING: NW- Aidan Smith 16-64; Drake Anderson 13-61; John Moten IV 4-24; Evan Hull 7-10; Kyric McGowan 1--2. **NEB-**Wan'Dale Robinson 7-44; Noah Vedral 7-33; Dedrick Mills 10-26; Adrian Martinez 9-26; Luke McCaffrey 1-3; Maurice Washington 5-1; Wyatt Mazour 1-0.

PASSING: NW- Aidan Smith 19-32-1-136-0. **NEB-**Adrian Martinez 13-20-0-145-0; Noah Vedral 2-5-0-41-0.

RECEIVING: NW- Riley Lees 7-48; JJ Jefferson 4-25; John Moten IV 3-21; Ranaud Chiaokhiao-Bowman 2-27; Berkele Holman 2-13; Drake Anderson 1-2. **NEB-**Wan'Dale Robinson 7-123; JD Spielman 2-19; Kanawai Noa 2-13; Austin Allen 1-24; Mike Williams 1-5; Jack Stoll 1-4; Maurice Washington 1--2.

INTERCEPTIONS: NW- None. **NEB-**Lamar Jackson 1-11

FUMBLES: NW-Evan Hull 1-0; Riley Lees 1-0. **NEB-**Team 1-0.

TACKLES: NW-Paddy Fisher 6-4. **NEB-**Mohamed Barry 5-3; Collin Miller 4-4

IOWA 26, NEBRASKA 20

SCORE BY QUARTERS	1	2	3	4	FINAL
Nebraska	0	13	7	0	20
Iowa	10	3	7	6	26

SCORING SUMMARY

QTR	TEAM	TIME	SCORE
1st	IOWA	12:06	Duncan 32 yd field goal
1st	IOWA	01:09	Tracy 6 yd pass from Petras (Duncan kick)
2nd	NEB	12:35	Culp 31 yd field goal
2nd	NEB	09:42	Culp 39 yd field goal
2nd	IOWA	03:48	Duncan 33 yd field goal
2nd	NEB	00:29	Martinez 1 yd run (Culp kick)
3rd	NEB	12:05	Johnson 12 yd run (Culp kick)
3rd	IOWA	05:47	Sargent 2 yd run (Duncan kick)
4th	IOWA	14:55	Duncan 48 yd field goal
4th	IOWA	08:21	Duncan 37 yd field goal

Iowa City, Iowa (Nov. 27) - Iowa scored the game's final 13 points to hand visiting Nebraska a 26-20 loss in the Heroes Game at Kinnick Stadium.

Nebraska rallied from a 10-0 first-half deficit to take a 20-13 lead following a touchdown on the opening drive of the second half. The Huskers took the lead on running back Rahmir Johnson's first career touchdown, a 12-yard burst that capped an eight-play, 70-yard march. But Iowa answered the Husker touchdown with seven points of its own on a Mekhi Sargent two-yard touchdown run to tie the score at 20 heading to the fourth quarter.

Iowa opened the fourth quarter with a 48-yard Keith Duncan field goal, before getting another Duncan field goal with 8:21 left. The Hawkeyes had a chance to seal the win, but Duncan missed a 51-yard attempt to give the Huskers a final chance. Adrian Martinez drove the Huskers into Iowa territory, as his 18-yard completion to Wan'Dale Robinson got the ball to the Iowa 39. On the next play, Martinez dropped back and was about to throw when he was hit by Chauncey Gholston. The ball popped into the air was caught before it hit the ground by Zach VanValkenburg for a game-sealing fumble recovery.

Martinez finished the game 18-for-20 for 174 yards passing while adding 12 carries for 28 rushing yards. Overall, Nebraska produced 338 yards of total offense against a stout Iowa defense, while holding the Hawkeyes to 322 total yards. Spencer Petras led Iowa by completing 18-of-30 passes, while Tyler Goodson led the Hawkeyes on the ground with 111 rushing yards on 30 carries.

In an entertaining first half, Iowa jumped out to a 10-0 lead at the end of the first quarter before Nebraska rallied to tie the game at halftime.

Trailing 10-0, Luke McCaffrey entered the game at quarterback for the Huskers, and led the offense on an 11-play, 62-yard march that culminated with a 31-yard Connor Culp field goal to put the Big Red on the board with 12:35 left in the first half.

On Iowa's next possession, Dicaprio Bootle's interception gave the Husker offense a short field before Culp's second field goal, this one from 39 yards, pulled Nebraska within 10-6 with 9:42 left in the half. Iowa answered with a strong drive, moving 55 yards in 12 plays before settling for another Duncan field goal.

Trailing 13-6, Nebraska went 75 yards in 11 plays, as Martinez scored from one yard out. The junior signal caller went 3-for-4 for 73 yards on the drive, including a key 23-yard completion to Austin Allen.

TEAM STATISTICS

	NEB	IOWA
FIRST DOWNS	20	22
RUSHES-YARDS (NET)	38-143	45-129
PASSING YDS (NET)	195	193
Passes Att-Comp-Int	25-21-0	30-18-1
TOTAL OFFENSE PLAYS-YARDS	63-338	75-322
Fumble Returns-Yards	0-0	0-0
Punt Returns-Yards	1-3	2-39
Kickoff Returns-Yards	2-38	3-40
Interception Returns-Yards	1-2	0-0
Punts (Number-Avg)	5-37.0	2-40.5
Fumbles-Lost	4-2	2-0
Penalties-Yards	4-40	2-20
Possession Time	25:36	34:24
Third-Down Conversions	4 of 12	4 of 14
Fourth-Down Conversions	1 of 1	1 of 1
Red-Zone Scores-Chances	1-8	3-20

RUSHING: Iowa- Goodson, Tyler 30-111; Sargent, Mekhi 5-18; Petras, Spencer 6-6; Smith-Marsette, Ihmir 1-0; Team 3--6. **NEB-**Robinson, Wan'Dale 6-42; McCaffrey, Luke 5-42; Martinez, Adrian 12-28; Johnson, Rahmir 5-23; Brown, Alante 1-18; Scott III, Marvin 7-13; TEAM 2--23.

PASSING: Iowa- Petras, Spencer 18-30-1-193-1. **NEB-**Martinez, Adrian 18-20-0-174-0; McCaffrey, Luke 3-5-0-21-0

RECEIVING: Iowa- LaPorta, Sam 5-38; Smith-Marsette, Ihmir 3-44; Smith, Brandon 3-28; Beyer, Shaun 2-32; Ragaini, Nico 2-24; Goodson, Tyler 2-21; Tracy, Tyrone 1-6. **NEB-**Robinson, Wan'Dale 9-75; Vokolek, Travis 3-31; Allen, Austin 2-28; Falck, Levi 2-22; Betts, Zavier 1-15; Warner, Kade 1-9; Martin, Oliver 1-7; Johnson, Rahmir 1-5; Scott III, Marvin 1-3

INTERCEPTIONS: Iowa- None. **NEB-**Bootle, Dicaprio 1-2

FUMBLES: Iowa- Smith-Marsette, Ihmir 1-0; LaPorta, Sam 1-0. **NEB-**TEAM 2-0; Martinez, Adrian 1-1; Taylor-Britt, Cam 1-1.

TACKLES: Iowa-Neimann, Nick 5-7. **NEB-**Reimer, Luke 11-1